

COLOPLAST A/S SER. B

ISIN: **DK0060448595** WKN: -

Overview

2024/04/22 21:03:01

Price
124.23 USDDifference  -3.83% (-4.95)

General attributes

ISIN	DK0060448595
Symbol	COLO B
Exchange	FINRA other OTC Issues
Currency	USD
Sector	Chemical / Pharmaceutical / Health
Security type	Stock
Market cap (m)	25,364 EUR
Benchmark	OMX COPENHAGEN 20

Market data

Bid (Bid size)	-
Ask (Ask size)	-
Open	124.23 USD
High	124.23 USD
Low	124.23 USD
Close (prev. day)	129.18 USD
VWAP	124.23 USD
Volume (pcs)	20
Trading volume	2,484.60
Number of trades	1
Last size	20

Futures and Options







Related Futures	13
Related Options	-

5y



Information about previous performance does not guarantee future performance.
Source: FactSet

Recent research

on instrument		on sector	
Date		Headline	Download
2023/10/27		Global Equity Ratings	
2023/10/27		Aktienempfehlungen Global	
2023/09/29		Global Equity Ratings	
2023/09/29		Aktienempfehlungen Global	
2023/09/08		Global Equity Ratings	

Details

2024/04/22 21:03:01

Price

124.23 USD

Difference  -3.83% (-4.95)

General attributes

ISIN	DK0060448595
Symbol	COLO B
Exchange	FINRA other OTC Issues
Currency	USD
Sector	Chemical / Pharmaceutical / Health
Security type	Stock
Market cap (m)	25,364 EUR
Benchmark	OMX COPENHAGEN 20

Market data

Bid (Bid size)	-
Ask (Ask size)	-
Open	124.23 USD
High	124.23 USD
Low	124.23 USD
Close (prev. day)	129.18 USD
VWAP	124.23 USD
Volume (pcs)	20
Trading volume	2,484.60
Number of trades	1
Last size	20

Performance and Risk

	6m	1y	3y
Perf (%)	-	-	-24.67%
Perf (abs.)	-	-	-40.69
Beta	0.49	0.38	0.65
Volatility	59.18	45.52	50.67

5y



Information about previous performance does not guarantee future performance.
Source: FactSet

Price data

Ø price 5 days Ø volume 5 days (pcs.)	127.11 USD (147)
Ø price 30 days Ø volume 30 days (pcs.)	132.25 USD (606)
Ø price 100 days Ø volume 100 days (pcs.)	124.89 USD (386)
Ø price 250 days Ø volume 250 days (pcs.)	121.15 USD (190)
YTD High date	143.15 USD (2024/03/07)
YTD Low date	108.33 USD (2024/01/25)
52 Weeks High date	145.05 USD (2023/05/01)
52 Weeks Low date	99.78 USD (2023/10/26)

Arbitrage views

Exchange 	Date	Time	Price	Trading volume (mio.)	Number of trades
Xetra	2024/04/23	17:35	122.80 EUR	0.02	3
Vienna Stock Exchange	2024/04/23	17:32	122.80 EUR	0.00	2
Tradegate	2024/04/23	22:26	122.70 EUR	0.10	22
Stuttgart	2024/04/23	13:42	121.60 EUR	0.00	8
SIX Swiss Exchange	2020/	17:36	111.00 CHF	0.00	1

	04/09					
Nasdaq Copenhagen	2024/ 04/23	16:59	916.60 DKK	149.67		1,833
Munich	2024/ 04/23	08:02	121.00 EUR	0.00		1
London Stock Exchange European Trade Reporting	2024/ 04/23	16:55	914.90 DKK	0.00		3
Hanover	2024/ 04/23	08:00	120.20 EUR	0.00		3
Frankfurt	2024/ 04/23	11:43	121.70 EUR	0.09		5
FINRA other OTC Issues	2024/ 04/22	21:03	124.23 USD	0.00		1
Duesseldorf	2024/ 04/23	19:31	121.55 EUR	0.00		7
Berlin	2024/ 04/23	21:52	122.85 EUR	0.00		17

Company profile

Company Logo



Contact Details

COLOPLAST A/S

--

Holtedam 1-3 - 3050 Humlebaek

Telefon: +45-49-11-11-11

Fax: +

E-mail: -

Company Profile

-

Members of Management Board

Kristian Villumsen Chairman of Managing Board

Allan Rasmussen Member of Executive Committee

Anders Lonning-Skovgaard Member of Executive Committee

Dorthe Ronnau Member of Executive Committee

Nicolai Buhl Andersen Member of Executive Committee

Paul Marcun Member of Executive Committee

Board of directors

Lars Søren Rasmussen Chairman of Supervisory Board

Annette Brøls Member of Supervisory Board

Carsten Hellmann Member of Supervisory Board

Jette Nygaard-Andersen Member of Supervisory Board

Marianne Wiinholt Member of Supervisory Board

Niels Peter Louis-Hansen Member of Supervisory Board

Nikolaj Kyhe Gundersen Member of Supervisory Board

Roland Vendelbo Pedersen Member of Supervisory Board

Thomas Barfod Member of Supervisory Board