

## ENNOGIE SOLAR GROUP A/S

ISIN: **DK0010305077** WKN: -

## Overview

2024/09/18 17:20:00

Price

10.60 DKK

Difference  -1.40% (-0.15)

## General attributes

ISIN	DK0010305077
Symbol	SCD
Exchange	Nasdaq Copenhagen
Currency	DKK
Sector	Financial
Security type	Stock
Market cap (m)	45 EUR
Benchmark	OMX COPENHAGEN 20

## Market data

Bid (Bid size)	10.30 DKK (945)
Ask (Ask size)	10.60 DKK (2,916)
Open	10.80 DKK
High	10.80 DKK
Low	10.30 DKK
Close (prev. day)	10.75 DKK
VWAP	10.5699 DKK
Volume (pcs)	8,002
Trading volume	84,580.65
Number of trades	17
Last size	-

## Futures and Options




Related Futures	-
Related Options	-

5y



Information about previous performance does not guarantee future performance.  
Source: FactSet

## Recent research

on sector			
Date		Headline	Download
2024/09/11		Global Equity Ratings	
2024/09/11		Aktienempfehlungen Global	
2024/09/09		Aktienempfehlungen Österreich	
2024/09/06		Equity Weekly	
2024/09/05		Global Equity Ratings	

## Details

2024/09/18 17:20:00

## Price

10.60 DKK

Difference 📉 -1.40% (-0.15)

## General attributes

ISIN	DK0010305077
Symbol	SCD
Exchange	Nasdaq Copenhagen
Currency	DKK
Sector	Financial
Security type	Stock
Market cap (m)	45 EUR
Benchmark	OMX COPENHAGEN 20

## Market data

Bid (Bid size)	10.30 DKK (945)
Ask (Ask size)	10.60 DKK (2,916)
Open	10.80 DKK
High	10.80 DKK
Low	10.30 DKK
Close (prev. day)	10.75 DKK
VWAP	10.5699 DKK
Volume (pcs)	8,002
Trading volume	84,580.65
Number of trades	17
Last size	-

## Performance and Risk

	6m	1y	3y
Perf (%)	-16.54%	-37.28%	-11.67%
Perf (abs.)	-2.10	-6.30	-1.40
Beta	-	-	-
Volatility	73.00	65.10	60.84

5y



Information about previous performance does not guarantee future performance.  
Source: FactSet

## Price data

Ø price 5 days   Ø volume 5 days (pcs.)	10.63 DKK (5,419)
Ø price 30 days   Ø volume 30 days (pcs.)	10.71 DKK (9,777)
Ø price 100 days   Ø volume 100 days (pcs.)	10.93 DKK (20,273)
Ø price 250 days   Ø volume 250 days (pcs.)	13.34 DKK (14,480)
YTD High   date	18.95 DKK (2024/07/09)
YTD Low   date	8.74 DKK (2024/07/04)
52 Weeks High   date	20.80 DKK (2023/09/27)
52 Weeks Low   date	8.74 DKK (2024/07/04)

## Arbitrage views

Exchange <span>📍</span>	Date	Time	Price	Trading volume (mio.)	Number of trades
Nasdaq Copenhagen	2024/09/18	17:20	10.60 DKK	0.08	17
London Stock Exchange	2018/05/21	17:58	58.00 DKK	0.00	1
Frankfurt	2024/09/18	09:08	1.41 EUR	0.00	1
Duesseldorf	2024/09/18	19:31	1.385 EUR	0.00	5

## Company profile

### Company Logo

#### Contact Details

ENNOGIE SOLAR GROUP

--

----

Telefon: -

Fax: -

E-mail: -

### Company Profile

-