

INNATE PHARMA SA

ISIN: **FR0010331421** WKN: -

Overview

2024/04/26 15:46:26

Price
2.205 EUR

Difference  2.08% (0.05)

General attributes

ISIN	FR0010331421
Symbol	IPH
Exchange	Stuttgart
Currency	EUR
Sector	Chemical / Pharmaceutical / Health
Security type	Stock
Market cap (m)	182 EUR
Benchmark	CAC 40 INDEX

Market data

Bid (Bid size)	- (0)
Ask (Ask size)	- (0)
Open	2.185 EUR
High	2.225 EUR
Low	2.16 EUR
Close (prev. day)	2.16 EUR
VWAP	-
Volume (pcs)	0
Trading volume	0.00
Number of trades	14
Last size	0

Futures and Options










Related Futures	0
Related Options	-

5y



Information about previous performance does not guarantee future performance.
Source: FactSet

Recent research

on sector		on market	
Date		Headline	Download
2024/04/26		Global Equity Ratings	
2024/04/26		Aktienempfehlungen Global	
2024/04/15		Aktienempfehlungen Österreich	
2024/04/03		Global Equity Ratings	
2024/04/03		Aktienempfehlungen Global	

Details

2024/04/26 15:46:26

Price

2.205 EUR

Difference ▲ 2.08% (0.05)

General attributes

ISIN	FR0010331421
Symbol	IPH
Exchange	Stuttgart
Currency	EUR
Sector	Chemical / Pharmaceutical / Health
Security type	Stock
Market cap (m)	182 EUR
Benchmark	CAC 40 INDEX

Market data

Bid (Bid size)	- (0)
Ask (Ask size)	- (0)
Open	2.185 EUR
High	2.225 EUR
Low	2.16 EUR
Close (prev. day)	2.16 EUR
VWAP	-
Volume (pcs)	0
Trading volume	0.00
Number of trades	14
Last size	0

Performance and Risk

	6m	1y	3y
Perf (%)	-4.13%	-15.36%	-36.60%
Perf (abs.)	-0.10	-0.40	-1.27
Beta	1.13	0.85	0.92
Volatility	33.48	38.75	58.20

5y



Information about previous performance does not guarantee future performance.
Source: FactSet

Price data

Ø price 5 days Ø volume 5 days (pcs.)	2.170 EUR (0)
Ø price 30 days Ø volume 30 days (pcs.)	2.182 EUR (0)
Ø price 100 days Ø volume 100 days (pcs.)	2.310 EUR (0)
Ø price 250 days Ø volume 250 days (pcs.)	2.496 EUR (8)
YTD High date	2.725 EUR (2024/01/05)
YTD Low date	2.085 EUR (2024/04/19)
52 Weeks High date	3.270 EUR (2023/06/13)
52 Weeks Low date	2.050 EUR (2023/10/05)

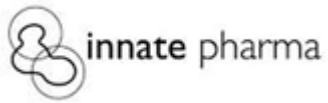
Arbitrage views

Exchange	Date	Time	Price	Trading volume (mio.)	Number of trades
Tradegate	2024/04/26	22:02	2.25 EUR	0.00	1
Stuttgart	2024/04/26	15:46	2.205 EUR	0.00	14
Munich	2024/04/26	08:11	2.21 EUR	0.00	1
London Stock Exchange European Trade Reporting	2024/04/26	17:30	2.225 EUR	0.00	2
Frankfurt	2024/04/26	08:03	2.10 EUR	0.00	2

	04/26					
FINRA other OTC Issues	2024/ 04/02	21:59	2.65 USD	0.00		3
Euronext Paris	2024/ 04/26	17:35	2.245 EUR	0.14		142
Duesseldorf	2024/ 04/26	08:11	2.095 EUR	0.00		3
Berlin	2024/ 04/26	08:11	2.10 EUR	0.00		2

Company profile

Company Logo



Contact Details

INNATE PHARMA SA

--

Telefon: -

Fax: -

E-mail: -

Company Profile

-

Board of directors

Irina Staatz-Granzer	Chairman of Supervisory Board
Jean-Yves Blay	Member of Supervisory Board
Olivier Martinez	Member of Supervisory Board
Sally Bennett	Member of Supervisory Board
Véronique Chabernaud	Member of Supervisory Board
Gilles Brisson	Member of Supervisory Board
Pascale Boissel	Member of Supervisory Board