

ACCENTIS S.A.

ISIN: BE0003696102

WKN: 000369610

Overview

2024/05/06 15:36:31

Price
0.0295 EURDifference  0.00% (0.00)

General attributes

ISIN	BE0003696102
Symbol	ACCB
Exchange	Euronext Brussels
Currency	EUR
Sector	Other
Security type	Stock
Market cap (m)	37 EUR
Benchmark	BEL 20 INDEX

Market data

Bid (Bid size)	0.029 EUR (27,063)
Ask (Ask size)	0.031 EUR (425,558)
Open	0.0305 EUR
High	0.0305 EUR
Low	0.0295 EUR
Close (prev. day)	0.0295 EUR
VWAP	0.029645 EUR
Volume (pcs)	8,530
Trading volume	253.00
Number of trades	9
Last size	2,430

Futures and Options




Related Futures	-
Related Options	-

5y



Information about previous performance does not guarantee future performance.
Source: FactSet

Recent research

on sector	on market		
Date	Headline		Download
2024/04/29	 Aktienempfehlungen Österreich		
2024/04/26	 Equity Weekly		
2024/04/26	 Global Equity Ratings		
2024/04/26	 Aktienempfehlungen Global		
2024/04/19	 Equity Weekly		

Details

2024/05/06 15:36:31

Price
0.0295 EUR

Difference ➔ 0.00% (0.00)

General attributes

ISIN	BE0003696102
Symbol	ACCB
Exchange	Euronext Brussels
Currency	EUR
Sector	Other
Security type	Stock
Market cap (m)	37 EUR
Benchmark	BEL 20 INDEX

Market data

Bid (Bid size)	0.029 EUR (27,063)
Ask (Ask size)	0.031 EUR (425,558)
Open	0.0305 EUR
High	0.0305 EUR
Low	0.0295 EUR
Close (prev. day)	0.0295 EUR
VWAP	0.029645 EUR
Volume (pcs)	8,530
Trading volume	253.00
Number of trades	9
Last size	2,430

Performance and Risk

	6m	1y	3y
Perf (%)	+2.43%	+1.72%	-44.34%
Perf (abs.)	+0.00	+0.00	-0.02
Beta	0.42	0.15	0.21
Volatility	44.79	43.22	53.17

5y



Information about previous performance does not guarantee future performance.
Source: FactSet

Price data

Ø price 5 days Ø volume 5 days (pcs.)	0.0296 EUR (187,322)
Ø price 30 days Ø volume 30 days (pcs.)	0.0300 EUR (871,415)
Ø price 100 days Ø volume 100 days (pcs.)	0.0292 EUR (533,137)
Ø price 250 days Ø volume 250 days (pcs.)	0.0291 EUR (375,963)
YTD High date	0.0320 EUR (2024/02/26)
YTD Low date	0.0270 EUR (2024/01/22)
52 Weeks High date	0.0320 EUR (2023/05/23)
52 Weeks Low date	0.0252 EUR (2023/07/21)

Arbitrage views

Exchange ⊕	Date	Time	Price	Trading volume (mio.)	Number of trades
Stuttgart	2024/05/06	13:25	0.0245 EUR	0.00	3
London Stock Exchange	2020/06/03	12:13	0.0490 EUR	0.00	1
Frankfurt	2024/05/06	08:08	0.0235 EUR	0.00	2
Euronext Brussels	2024/05/06	15:36	0.0295 EUR	0.00	9

Company profile

Company Logo



Contact Details

ACCENTIS SA/NV

--

Noorderlaan 139 - 2030 Antwerp

Telefon: +32-3-234-94-13

Fax: +

E-mail: info@accentis.com

Company Profile

-

Members of Management Board

Bruno Holthof Chairman of Managing Board

Evelien Devlieger Member of Executive Committee

Board of directors

Jacques de Bliek Chairman of Supervisory Board

Axelle Vanthournout Member of Supervisory Board

Dirk van Vlaenderen Member of Supervisory Board

Gerard Phillipus Cok Member of Supervisory Board

Mieke de Clercq Member of Supervisory Board