

SOLVAY SA

ISIN: BE0003470755

WKN: 984396

Overview

2024/06/04 08:10:58

Price

31.41 EUR

Difference  -2.67% (-0.86)

General attributes

ISIN BE0003470755

Symbol SOLB

Exchange Frankfurt

Currency EUR

Sector Chemical / Pharmaceutical / Health

Security type Stock

Market cap (m) 3,342 EUR

Benchmark BEL 20 INDEX

Market data

Bid (Bid size) 31.49 EUR (400)

Ask (Ask size) 31.90 EUR (400)

Open 31.41 EUR

High 31.41 EUR

Low 31.41 EUR

Close (prev. day) 32.27 EUR

VWAP 31.95519 EUR

Volume (pcs) 0

Trading volume 0.00

Number of trades 1

Last size 0

Futures and Options

Related Futures 23

Related Options -








5y

Information about previous performance does not guarantee future performance.

Source: FactSet

Recent research

on sector		on market		
Date		Headline		Download
2024/05/29		Global Equity Ratings		
2024/05/29		Aktienempfehlungen Global		
2024/05/29		Aktienempfehlungen Österreich		
2024/05/17		Equity Weekly		
2024/05/13		Aktienempfehlungen Österreich		

Details

2024/06/04 08:10:58

Price

31.41 EUR

Difference ▼ -2.67% (-0.86)

General attributes

ISIN BE0003470755

Symbol SOLB

Exchange Frankfurt

Currency EUR

Sector Chemical / Pharmaceutical / Health

Security type Stock

Market cap (m) 3,342 EUR

Benchmark BEL 20 INDEX

Market data

Bid (Bid size) 31.49 EUR (400)

Ask (Ask size) 31.90 EUR (400)

Open 31.41 EUR

High 31.41 EUR

Low 31.41 EUR

Close (prev. day) 32.27 EUR

VWAP 31.95519 EUR

Volume (pcs) 0

Trading volume 0.00

Number of trades 1

Last size 0

Performance and Risk

	6m	1y	3y
Perf (%)	-69.84%	-67.62%	-71.20%
Perf (abs.)	-74.73	-67.39	-79.78
Beta	1.00	0.89	1.16
Volatility	252.88	177.51	104.85



5y

Information about previous performance does not guarantee future performance.
Source: FactSet

Price data

Ø price 5 days Ø volume 5 days (pcs.)	33.69 EUR (612)
Ø price 30 days Ø volume 30 days (pcs.)	32.71 EUR (288)
Ø price 100 days Ø volume 100 days (pcs.)	27.33 EUR (325)
Ø price 250 days Ø volume 250 days (pcs.)	66.78 EUR (171)
YTD High date	35.45 EUR (2024/05/09)
YTD Low date	22.16 EUR (2024/02/09)
52 Weeks High date	113.25 EUR (2023/12/08)
52 Weeks Low date	18.50 EUR (2023/12/11)

All listings for SOLVAY SA

Exchange	Date	Time	Price	Trading volume (mio.)	Number of trades
Vienna Stock Exchange	2024/06/04	09:05	31.58 EUR	0.00	2
Tradegate	2024/06/04	11:49	31.22 EUR	0.01	11
Stuttgart	2024/06/04	08:10	31.61 EUR	0.00	1
Munich	2024/06/04	08:21	31.97 EUR	0.00	1
London Stock Exchange	2024/	08:59	31.905 EUR	0.00	1

European Trade Reporting	06/04					
Frankfurt	2024/ 06/04	08:10	31.41 EUR	0.00		1
FINRA other OTC Issues	2024/ 06/04	15:30	34.75 USD	0.01		3
Euronext Milan MTF Trading After Hours	-	-	-	0.00		-
Euronext Brussels	2024/ 06/04	15:45	31.70 EUR	2.20		941
Duesseldorf	2024/ 06/04	08:10	31.61 EUR	0.00		1
Berlin	2024/ 06/04	15:26	31.65 EUR	0.00		2

Company profile

Company Logo



Contact Details

SOLVAY SA

--

310, rue de Ransbeek - 1120 Brüssel

Telefon: +32-2-264-21-11

Fax: +

E-mail: -

Company Profile

-

Members of Management Board

Ilham Kadri Chairman of Managing Board

Augusto Didonfrancesco Member of Executive Committee

Dominique Golsong Member of Executive Committee

Hervé Tiberghien Member of Executive Committee

Karim Hajjar Member of Executive Committee

Marc Chollet Member of Executive Committee

Board of directors

Pierre Gurdjian Chairman of Supervisory Board

Wolfgang Colberg Member of Supervisory Board

Annette Stube Member of Supervisory Board

Aude Thibaut de Maisières Member of Supervisory Board

Marjan Johanna Oudeman Member of Supervisory Board

Melchior de Vogüe Member of Supervisory Board

Thierry Bonnefous Member of Supervisory Board

Thomas Aebischer Member of Supervisory Board

Yves Bonte Member of Supervisory Board