

COLOPLAST A/S SER. B

ISIN: **DK0060448595** WKN: -

Overview

2024/07/17 17:55:09

Price
115.45 EURDifference  -0.04% (-0.05)

General attributes

ISIN	DK0060448595
Symbol	COLO B
Exchange	Berlin
Currency	EUR
Sector	Chemical / Pharmaceutical / Health
Security type	Stock
Market cap (m)	23,910 EUR
Benchmark	OMX COPENHAGEN 20

Market data

Bid (Bid size)	114.20 EUR (300)
Ask (Ask size)	116.85 EUR (300)
Open	115.20 EUR
High	115.55 EUR
Low	114.00 EUR
Close (prev. day)	115.50 EUR
VWAP	-
Volume (pcs)	0
Trading volume	0.00
Number of trades	13
Last size	0

Futures and Options











Related Futures	17
Related Options	-

5y



Information about previous performance does not guarantee future performance.
Source: FactSet

Recent research

on instrument		on sector	
Date		Headline	Download
2023/10/27		Global Equity Ratings	
2023/10/27		Aktienempfehlungen Global	
2023/09/29		Global Equity Ratings	
2023/09/29		Aktienempfehlungen Global	
2023/09/08		Global Equity Ratings	

Details

2024/07/17 17:55:09

Price
115.45 EUR

Difference ▼ -0.04% (-0.05)

General attributes

ISIN	DK0060448595
Symbol	COLO B
Exchange	Berlin
Currency	EUR
Sector	Chemical / Pharmaceutical / Health
Security type	Stock
Market cap (m)	23,910 EUR
Benchmark	OMX COPENHAGEN 20

Market data

Bid (Bid size)	114.20 EUR (300)
Ask (Ask size)	116.85 EUR (300)
Open	115.20 EUR
High	115.55 EUR
Low	114.00 EUR
Close (prev. day)	115.50 EUR
VWAP	-
Volume (pcs)	0
Trading volume	0.00
Number of trades	13
Last size	0

Performance and Risk

	6m	1y	3y
Perf (%)	+9.90%	+7.29%	-20.75%
Perf (abs.)	+10.40	+7.85	-30.25
Beta	0.33	0.34	0.62
Volatility	24.84	26.63	27.71

5y



Information about previous performance does not guarantee future performance.
Source: FactSet

Price data

Ø price 5 days Ø volume 5 days (pcs.)	116.51 EUR (0)
Ø price 30 days Ø volume 30 days (pcs.)	113.32 EUR (4)
Ø price 100 days Ø volume 100 days (pcs.)	118.01 EUR (10)
Ø price 250 days Ø volume 250 days (pcs.)	110.14 EUR (9)
YTD High date	131.00 EUR (2024/03/12)
YTD Low date	101.70 EUR (2024/01/05)
52 Weeks High date	131.00 EUR (2024/03/12)
52 Weeks Low date	92.70 EUR (2023/11/10)

All listings for COLOPLAST A/S SER. B

Exchange	Date	Time	Price	Trading volume (mio.)	Number of trades
Xetra	2024/07/17	17:35	115.45 EUR	0.00	2
Vienna Stock Exchange	2024/07/17	17:32	115.45 EUR	0.00	5
Tradegate	2024/07/17	18:16	115.05 EUR	0.05	7
Stuttgart	2024/07/17	15:37	114.35 EUR	0.00	4

SIX Swiss Exchange	2020/ 04/09	17:36	111.00 CHF	0.00	1
Nasdaq Copenhagen	2024/ 07/17	17:20	862.20 DKK	108.56	1,703
Munich	2024/ 07/17	16:11	115.05 EUR	0.05	2
London Stock Exchange European Trade Reporting	2024/ 07/17	16:55	858.60 DKK	0.44	5
Hanover	2024/ 07/17	08:06	114.80 EUR	0.00	1
Frankfurt	2024/ 07/17	08:03	114.80 EUR	0.00	1
FINRA other OTC Issues	2024/ 07/10	19:32	127.832 USD	0.00	1
Duesseldorf	2024/ 07/17	16:31	115.35 EUR	0.00	4
Berlin	2024/ 07/17	17:55	115.45 EUR	0.00	13

Company profile

Company Logo



Contact Details

COLOPLAST A/S

--

Holtedam 1-3 - 3050 Humlebaek

Telefon: +45-49-11-11-11

Fax: +

E-mail: -

Company Profile

-

Members of Management Board

Kristian Villumsen Chairman of Managing Board

Allan Rasmussen Member of Executive Committee

Anders Lonning-Skovgaard Member of Executive Committee

Dorthe Ronnau Member of Executive Committee

Nicolai Buhl Andersen Member of Executive Committee

Paul Marcun Member of Executive Committee

Board of directors

Lars Søren Rasmussen Chairman of Supervisory Board

Annette Brøls Member of Supervisory Board

Carsten Hellmann Member of Supervisory Board

Jette Nygaard-Andersen Member of Supervisory Board

Marianne Wiinholt Member of Supervisory Board

Niels Peter Louis-Hansen Member of Supervisory Board

Nikolaj Kyhe Gundersen Member of Supervisory Board

Roland Vendelbo Pedersen Member of Supervisory Board

Thomas Barfod Member of Supervisory Board