

STOCKMANN OYJ ABP

ISIN: **FI0009000251** WKN:

-

Overview

2022/12/02 21:34:30

Price
1.898 EURDifference  -0.73% (-0.01)

General attributes

ISIN	FI0009000251
Symbol	STOCKA
Exchange	Berlin
Currency	EUR
Sector	Commerce
Security type	Stock
Market cap (m)	295 EUR
Benchmark	OMX HELSINKI 25

Market data

Bid (Bid size)	-
Ask (Ask size)	-
Open	1.908 EUR
High	1.916 EUR
Low	1.89 EUR
Close (prev. day)	1.912 EUR
VWAP	-
Volume (pcs)	0
Trading volume	0.00
Number of trades	16
Last size	0

Futures and Options











Related Futures	-
Related Options	-

5y



Information about previous performance does not guarantee future performance.
Source: FactSet

Recent research

on sector		on market	
Date		Headline	Download
2022/11/28		Global Equity Ratings	
2022/11/28		Aktienempfehlungen Global	
2022/11/18		Global Equity Ratings	
2022/11/18		Aktienempfehlungen Global	
2022/10/31		Aktienempfehlungen Global	

Details

2022/12/02 21:34:30

Price

1.898 EUR

Difference ▼ -0.73% (-0.01)

General attributes

ISIN	F10009000251
Symbol	STOCKA
Exchange	Berlin
Currency	EUR
Sector	Commerce
Security type	Stock
Market cap (m)	295 EUR
Benchmark	OMX HELSINKI 25

Market data

Bid (Bid size)	-
Ask (Ask size)	-
Open	1.908 EUR
High	1.916 EUR
Low	1.89 EUR
Close (prev. day)	1.912 EUR
VWAP	-
Volume (pcs)	0
Trading volume	0.00
Number of trades	16
Last size	0

Performance and Risk

	6m	1y	3y
Perf (%)	-25.86%	-4.81%	-9.19%
Perf (abs.)	-0.66	-0.10	-0.19
Beta	0.92	1.04	0.92
Volatility	49.49	51.82	59.38

5y



Information about previous performance does not guarantee future performance.
Source: FactSet

Price data

Ø price 5 days Ø volume 5 days (pcs.)	1.871 EUR (0)
Ø price 30 days Ø volume 30 days (pcs.)	2.038 EUR (0)
Ø price 100 days Ø volume 100 days (pcs.)	2.305 EUR (0)
Ø price 250 days Ø volume 250 days (pcs.)	2.174 EUR (0)
YTD High date	3.235 EUR (2022/08/12)
YTD Low date	1.492 EUR (2022/03/07)
52 Weeks High date	3.235 EUR (2022/08/12)
52 Weeks Low date	1.492 EUR (2022/03/07)

Arbitrage views

Exchange ⊕	Date	Time	Price	Trading volume (mio.)	Number of trades
Stuttgart	2022/12/02	14:20	1.802 EUR	0.00	9
Nasdaq Helsinki	2022/12/02	17:29	1.892 EUR	0.30	315
Munich	2022/12/02	08:03	1.878 EUR	0.00	1
London Stock Exchange	2019/03/29	17:25	2.1225 EUR	0.00	2
Frankfurt	2022/12/02	08:01	1.878 EUR	0.00	1

	02					
Berlin	2022/12/02	21:34	1.898 EUR	0.00		16

Company profile

Company Logo



Company Profile

-

Contact Details

STOCKMANN

--

Aleksanterinkatu52b - 00101 Helsinki

Telefon: +358 9 1211

Fax: +358 9 121 3101

E-mail: -