

STOCKMANN OYJ ABP

ISIN: **FI0009000251** WKN:

-

Overview

2022/12/05 17:45:29

Price
1.862 EURDifference  -1.90% (-0.04)

General attributes

ISIN	FI0009000251
Symbol	STOCKA
Exchange	Berlin
Currency	EUR
Sector	Commerce
Security type	Stock
Market cap (m)	291 EUR
Benchmark	OMX HELSINKI 25

Market data

Bid (Bid size)	1.64 EUR (1,525)
Ask (Ask size)	2.075 EUR (1,205)
Open	1.896 EUR
High	1.896 EUR
Low	1.848 EUR
Close (prev. day)	1.898 EUR
VWAP	-
Volume (pcs)	0
Trading volume	0.00
Number of trades	12
Last size	0

Futures and Options











Related Futures	-
Related Options	-

5y



Information about previous performance does not guarantee future performance.
Source: FactSet

Recent research

on sector		on market	
Date		Headline	Download
2022/11/28		Global Equity Ratings	
2022/11/28		Aktienempfehlungen Global	
2022/11/18		Global Equity Ratings	
2022/11/18		Aktienempfehlungen Global	
2022/10/31		Aktienempfehlungen Global	

Details

2022/12/05 17:45:29

Price

1.862 EUR

Difference ▼ -1.90% (-0.04)

General attributes

ISIN	FI0009000251
Symbol	STOCKA
Exchange	Berlin
Currency	EUR
Sector	Commerce
Security type	Stock
Market cap (m)	291 EUR
Benchmark	OMX HELSINKI 25

Market data

Bid (Bid size)	1.64 EUR (1,525)
Ask (Ask size)	2.075 EUR (1,205)
Open	1.896 EUR
High	1.896 EUR
Low	1.848 EUR
Close (prev. day)	1.898 EUR
VWAP	-
Volume (pcs)	0
Trading volume	0.00
Number of trades	12
Last size	0

Performance and Risk

	6m	1y	3y
Perf (%)	-25.86%	-4.81%	-9.19%
Perf (abs.)	-0.66	-0.10	-0.19
Beta	0.92	1.04	0.92
Volatility	49.49	51.82	59.38

5y



Information about previous performance does not guarantee future performance.
Source: FactSet

Price data

Ø price 5 days Ø volume 5 days (pcs.)	1.871 EUR (0)
Ø price 30 days Ø volume 30 days (pcs.)	2.038 EUR (0)
Ø price 100 days Ø volume 100 days (pcs.)	2.305 EUR (0)
Ø price 250 days Ø volume 250 days (pcs.)	2.174 EUR (0)
YTD High date	3.235 EUR (2022/08/12)
YTD Low date	1.492 EUR (2022/03/07)
52 Weeks High date	3.235 EUR (2022/08/12)
52 Weeks Low date	1.492 EUR (2022/03/07)

Arbitrage views

Exchange	Date	Time	Price	Trading volume (mio.)	Number of trades
Stuttgart	2022/12/05	15:36	1.75 EUR	0.00	8
Nasdaq Helsinki	2022/12/05	17:29	1.866 EUR	0.32	279
Munich	2022/12/05	08:02	1.878 EUR	0.00	1
London Stock Exchange	2019/03/29	17:25	2.1225 EUR	0.00	2
Frankfurt	2022/12/05	08:07	1.866 EUR	0.00	1

	05					
Berlin	2022/12/05	17:45	1.862 EUR	0.00		12

Company profile

Company Logo



Company Profile

-

Contact Details

STOCKMANN

--

Aleksanterinkatu52b - 00101 Helsinki

Telefon: +358 9 1211

Fax: +358 9 121 3101

E-mail: -