



STOCKMANN OYJ ABP

ISIN: **FI0009000251** WKN:

-

Overview

2022/10/05 21:34:27

Price

2.245 EUR

Difference  2.51% (0.06)

General attributes

ISIN	FI0009000251
Symbol	STOCKA
Exchange	Berlin
Currency	EUR
Sector	Commerce
Security type	Stock
Market cap (m)	345 EUR
Benchmark	OMX HELSINKI 25

Market data

Bid (Bid size)	-
Ask (Ask size)	-
Open	2.19 EUR
High	2.245 EUR
Low	2.18 EUR
Close (prev. day)	2.19 EUR
VWAP	-
Volume (pcs)	0
Trading volume	0.00
Number of trades	15
Last size	0

Futures and Options

Related Futures	-
Related Options	-








5y



Information about previous performance does not guarantee future performance.

Source: FactSet

Recent research

on sector		on market	
Date		Headline	Download
2022/10/05		Global Equity Ratings	
2022/10/05		Aktienempfehlungen Global	
2022/09/26		Global Equity Ratings	
2022/09/26		Aktienempfehlungen Global	
2022/09/01		Global Equity Ratings	

Details

2022/10/05 21:34:27

Price

2.245 EUR

Difference ▲ 2.51% (0.06)

General attributes

ISIN	F10009000251
Symbol	STOCKA
Exchange	Berlin
Currency	EUR
Sector	Commerce
Security type	Stock
Market cap (m)	345 EUR
Benchmark	OMX HELSINKI 25

Market data

Bid (Bid size)	-
Ask (Ask size)	-
Open	2.19 EUR
High	2.245 EUR
Low	2.18 EUR
Close (prev. day)	2.19 EUR
VWAP	-
Volume (pcs)	0
Trading volume	0.00
Number of trades	15
Last size	0

Performance and Risk

	6m	1y	3y
Perf (%)	+23.62%	+51.28%	+0.67%
Perf (abs.)	+0.43	+0.76	+0.02
Beta	0.73	1.01	0.90
Volatility	54.40	51.29	58.38

5y



Information about previous performance does not guarantee future performance.

Source: FactSet

Price data

Ø price 5 days Ø volume 5 days (pcs.)	2.144 EUR (0)
Ø price 30 days Ø volume 30 days (pcs.)	2.198 EUR (0)
Ø price 100 days Ø volume 100 days (pcs.)	2.474 EUR (0)
Ø price 250 days Ø volume 250 days (pcs.)	2.134 EUR (0)
YTD High date	3.235 EUR (2022/08/12)
YTD Low date	1.492 EUR (2022/03/07)
52 Weeks High date	3.235 EUR (2022/08/12)
52 Weeks Low date	1.428 EUR (2021/10/06)

Arbitrage views

Exchange ⊕	Date	Time	Price	Trading volume (mio.)	Number of trades
Stuttgart	2022/10/05	16:01	2.085 EUR	0.00	10
Nasdaq Helsinki	2022/10/05	17:29	2.215 EUR	0.42	264
Munich	2022/10/05	08:04	2.165 EUR	0.00	1
London Stock Exchange	2019/03/29	17:25	2.1225 EUR	0.00	2
Frankfurt	2022/10/05	08:06	2.16 EUR	0.00	1

	05						
Berlin	2022/10/05	21:34	2.245	EUR	0.00		15

Company profile

Company Logo



Company Profile

-

Contact Details

STOCKMANN

--

Aleksanterinkatu52b - 00101 Helsinki

Telefon: +358 9 1211

Fax: +358 9 121 3101

E-mail: -