


FYNSKE BANK A/S

ISIN: **DK0060520377** WKN: -

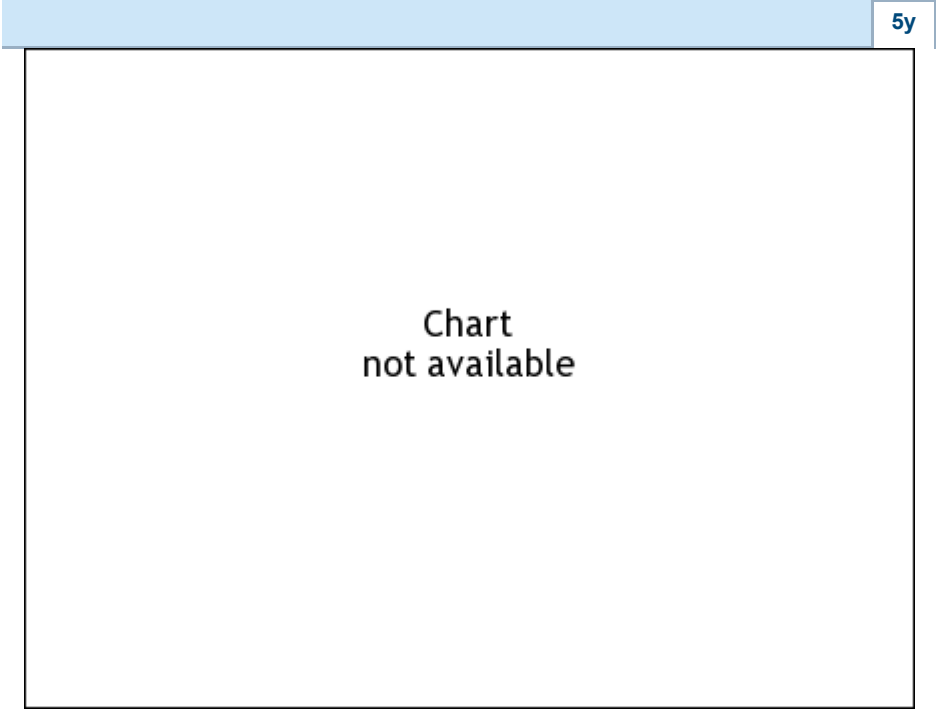
Overview

2018/05/21 17:59:29		
Price	92.00 DKK	
Difference		0.55% (0.50)

General attributes		
ISIN	DK0060520377	
Symbol	FYNBK	
Exchange	London Stock Exchange	
Currency	DKK	
Sector	Financial	
Security type	Stock	
Market cap (m)	168 EUR	
Benchmark	OMX COPENHAGEN 20	






Market data		
Bid (Bid size)	-	
Ask (Ask size)	-	
Open	92.00 DKK	
High	92.00 DKK	
Low	92.00 DKK	
Close (prev. day)	91.50 DKK	
VWAP	-	
Volume (pcs)	-	
Trading volume	-	
Number of trades	1	
Last size	-	

Futures and Options		
Related Futures	-	
Related Options	-	




Information about previous performance does not guarantee future performance.
Source: FactSet

Recent research

on sector			
Date		Headline	Download
2024/04/26		Global Equity Ratings	
2024/04/26		Aktienempfehlungen Global	
2024/04/19		Equity Weekly	
2024/04/15		Aktienempfehlungen Österreich	
2024/04/03		Global Equity Ratings	

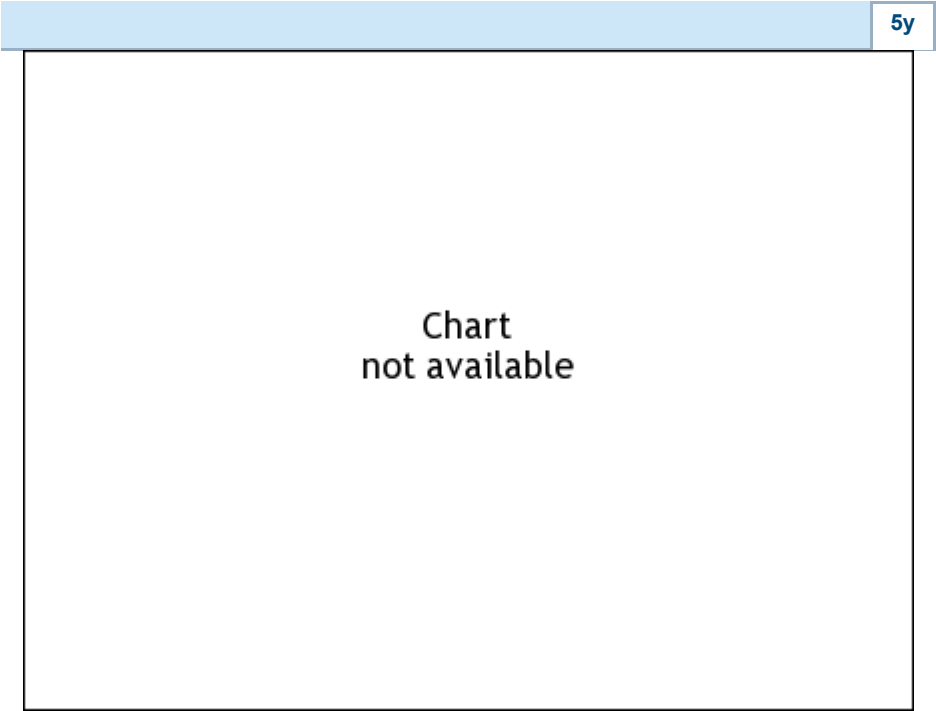
Details

2018/05/21 17:59:29		
Price	92.00 DKK	
Difference		0.55% (0.50)

General attributes	
ISIN	DK0060520377
Symbol	FYNBK
Exchange	London Stock Exchange
Currency	DKK
Sector	Financial
Security type	Stock
Market cap (m)	168 EUR
Benchmark	OMX COPENHAGEN 20

Market data	
Bid (Bid size)	-
Ask (Ask size)	-
Open	92.00 DKK
High	92.00 DKK
Low	92.00 DKK
Close (prev. day)	91.50 DKK
VWAP	-
Volume (pcs)	-
Trading volume	-
Number of trades	1
Last size	-

Performance and Risk			
	6m	1y	3y
Perf (%)	-	-	-
Perf (abs.)	-	-	-
Beta	0.19	-0.01	0.09
Volatility	-	-	-



Information about previous performance does not guarantee future performance.
Source: FactSet

Price data	
Ø price 5 days Ø volume 5 days (pcs.)	91.90 DKK (0)
Ø price 30 days Ø volume 30 days (pcs.)	90.88 DKK (0)
Ø price 100 days Ø volume 100 days (pcs.)	- DKK (0)
Ø price 250 days Ø volume 250 days (pcs.)	- DKK (0)
YTD High date	93.00 DKK (2018/05/16)
YTD Low date	86.50 DKK (2018/02/07)
52 Weeks High date	93.00 DKK (2018/05/16)
52 Weeks Low date	86.00 DKK (2017/12/27)

Arbitrage views					
Exchange 	Date	Time	Price	Trading volume (mio.)	Number of trades
Nasdaq Copenhagen	2024/04/26	15:43	165.00 DKK	0.05	3
London Stock Exchange	2018/05/21	17:59	92.00 DKK	0.00	1

Company profile

Company Logo

Contact Details

SVENDBORG SPAREKASSE A/S

--

Telefon: -

Fax: -

E-mail: -

Company Profile

-