

FYNSKE BANK A/S

ISIN: **DK0060520377** WKN: -

Overview

2024/07/12 17:20:00

Price

151.00 DKK

Difference  -0.66% (-1.00)

General attributes

ISIN	DK0060520377
Symbol	FYNBK
Exchange	Nasdaq Copenhagen
Currency	DKK
Sector	Financial
Security type	Stock
Market cap (m)	155 EUR
Benchmark	OMX COPENHAGEN 20

Market data

Bid (Bid size)	151.00 DKK (120)
Ask (Ask size)	154.00 DKK (30)
Open	153.00 DKK
High	153.00 DKK
Low	151.00 DKK
Close (prev. day)	152.00 DKK
VWAP	152.6556 DKK
Volume (pcs)	151
Trading volume	23,051.00
Number of trades	2
Last size	-

Futures and Options





Related Futures	-
Related Options	-



5y

Information about previous performance does not guarantee future performance.
Source: FactSet

Recent research

on sector			
Date		Headline	Download
2024/07/12		Global Equity Ratings	
2024/07/12		Aktienempfehlungen Global	
2024/07/09		Aktienempfehlungen Österreich	
2024/06/28		Equity Weekly	
2024/06/24		Aktienempfehlungen Österreich	

Details

2024/07/12 17:20:00

Price

151.00 DKK

Difference ▼ -0.66% (-1.00)

General attributes

ISIN	DK0060520377
Symbol	FYNBK
Exchange	Nasdaq Copenhagen
Currency	DKK
Sector	Financial
Security type	Stock
Market cap (m)	155 EUR
Benchmark	OMX COPENHAGEN 20

Market data

Bid (Bid size)	151.00 DKK (120)
Ask (Ask size)	154.00 DKK (30)
Open	153.00 DKK
High	153.00 DKK
Low	151.00 DKK
Close (prev. day)	152.00 DKK
VWAP	152.6556 DKK
Volume (pcs)	151
Trading volume	23,051.00
Number of trades	2
Last size	-

Performance and Risk

	6m	1y	3y
Perf (%)	-3.16%	+5.52%	+34.21%
Perf (abs.)	-5.00	+8.00	+39.00
Beta	0.05	-0.03	0.06
Volatility	26.25	24.27	26.07



Information about previous performance does not guarantee future performance.
Source: FactSet

Price data

Ø price 5 days Ø volume 5 days (pcs.)	151.75 DKK (1,920)
Ø price 30 days Ø volume 30 days (pcs.)	155.32 DKK (1,233)
Ø price 100 days Ø volume 100 days (pcs.)	160.45 DKK (1,024)
Ø price 250 days Ø volume 250 days (pcs.)	153.64 DKK (1,036)
YTD High date	175.00 DKK (2024/04/15)
YTD Low date	148.00 DKK (2024/06/11)
52 Weeks High date	175.00 DKK (2024/04/15)
52 Weeks Low date	142.00 DKK (2023/10/24)

All listings for FYNSKE BANK A/S

Exchange	Date	Time	Price	Trading volume (mio.)	Number of trades
Nasdaq Copenhagen	2024/07/12	17:20	151.00 DKK	0.02	2
London Stock Exchange	2018/05/21	17:59	92.00 DKK	0.00	1

Company profile

Company Logo

Contact Details

SVENDBORG SPAREKASSE A/S

--

Telefon: -

Fax: -

E-mail: -

Company Profile

-