

ALVOPETRO ENERGY LTD.

ISIN: CA02255Q2099 WKN: -

Overview

2021/09/30 15:48:49

Price
3.05 EURDifference  -3.94% (-0.13)

General attributes

ISIN	CA02255Q2099
Symbol	ALV
Exchange	Stuttgart
Currency	EUR
Sector	Energy / Commodities
Security type	Stock
Market cap (m)	117 EUR
Benchmark	S&P/TSX 60 INDEX

Market data

Bid (Bid size)	- (0)
Ask (Ask size)	- (0)
Open	3.015 EUR
High	3.05 EUR
Low	3.015 EUR
Close (prev. day)	3.175 EUR
VWAP	-
Volume (pcs)	0
Trading volume	0.00
Number of trades	9
Last size	0

Futures and Options









Related Futures	-
Related Options	-

5y



Information about previous performance does not guarantee future performance.
Source: FactSet

Recent research

on sector			
Date		Headline	Download
2024/07/26		Equity Weekly	
2024/07/24		Global Equity Ratings	
2024/07/24		Aktienempfehlungen Global	
2024/07/15		Aktienempfehlungen Global	
2024/07/12		Equity Weekly	

Details

2021/09/30 15:48:49

Price

3.05 EUR

Difference ▼ -3.94% (-0.13)

General attributes

ISIN	CA02255Q2099
Symbol	ALV
Exchange	Stuttgart
Currency	EUR
Sector	Energy / Commodities
Security type	Stock
Market cap (m)	117 EUR
Benchmark	S&P/TSX 60 INDEX

Market data

Bid (Bid size)	- (0)
Ask (Ask size)	- (0)
Open	3.015 EUR
High	3.05 EUR
Low	3.015 EUR
Close (prev. day)	3.175 EUR
VWAP	-
Volume (pcs)	0
Trading volume	0.00
Number of trades	9
Last size	0

Performance and Risk

	6m	1y	3y
Perf (%)	-	-	-
Perf (abs.)	-	-	-
Beta	0.55	0.46	0.20
Volatility	-	-	-

5y



Information about previous performance does not guarantee future performance.
Source: FactSet

Price data

Ø price 5 days Ø volume 5 days (pcs.)	- EUR (-)
Ø price 30 days Ø volume 30 days (pcs.)	- EUR (-)
Ø price 100 days Ø volume 100 days (pcs.)	- EUR (-)
Ø price 250 days Ø volume 250 days (pcs.)	- EUR (-)
YTD High date	- EUR (-)
YTD Low date	- EUR (-)
52 Weeks High date	- EUR (-)
52 Weeks Low date	- EUR (-)

All listings for ALVOPETRO ENERGY LTD.

Exchange	Date	Time	Price	Trading volume (mio.)	Number of trades
TSX Venture Exchange	2024/07/26	21:38	4.78 CAD	0.09	58
Stuttgart	2021/09/30	15:48	3.05 EUR	0.00	9
Frankfurt	2024/07/26	15:29	3.10 EUR	0.00	2
FINRA other OTC Issues	2024/07/26	21:22	3.49 USD	0.00	10

Company profile

Company Logo

Contact Details

ALVOPETRO ENERGY LTD

--

Telefon: -

Fax: -

E-mail: -

Company Profile

-