

ENERGY FUELS INC.

ISIN: CA2926717083 WKN: 292671708

Overview

2024/09/13 22:00:00

Price
4.72 USDDifference  -7.27% (-0.37)

General attributes

ISIN	CA2926717083
Symbol	UUUU
Exchange	NYSE MKT
Currency	USD
Sector	Energy / Commodities
Security type	Stock
Market cap (m)	697 EUR
Benchmark	S&P 500

Market data

Bid (Bid size)	4.74 USD (200)
Ask (Ask size)	4.83 USD (1,600)
Open	5.12 USD
High	5.15 USD
Low	4.72 USD
Close (prev. day)	5.09 USD
VWAP	4.823574 USD
Volume (pcs)	7,157,607
Trading volume	34,468,587.62
Number of trades	20,278
Last size	-

Futures and Options




Related Futures	-
Related Options	-

5y



Information about previous performance does not guarantee future performance.
Source: FactSet

Recent research

on sector		on market	
Date		Headline	Download
2024/09/11		Global Equity Ratings	
2024/09/11		Aktienempfehlungen Global	
2024/09/09		Aktienempfehlungen Österreich	
2024/09/06		Equity Weekly	
2024/09/05		Global Equity Ratings	

Details

2024/09/13 22:00:00

Price
4.72 USDDifference ▼ -7.27% (-0.37)

General attributes

ISIN	CA2926717083
Symbol	UUUU
Exchange	NYSE MKT
Currency	USD
Sector	Energy / Commodities
Security type	Stock
Market cap (m)	697 EUR
Benchmark	S&P 500

Market data

Bid (Bid size)	4.74 USD (200)
Ask (Ask size)	4.83 USD (1,600)
Open	5.12 USD
High	5.15 USD
Low	4.72 USD
Close (prev. day)	5.09 USD
VWAP	4.823574 USD
Volume (pcs)	7,157,607
Trading volume	34,468,587.62
Number of trades	20,278
Last size	-

Performance and Risk

	6m	1y	3y
Perf (%)	-20.67%	-39.87%	-34.90%
Perf (abs.)	-1.23	-3.13	-2.53
Beta	-	-	-
Volatility	54.89	54.12	66.64

5y



Information about previous performance does not guarantee future performance.
Source: FactSet

Price data

Ø price 5 days Ø volume 5 days (pcs.)	4.70 USD (4,274,194)
Ø price 30 days Ø volume 30 days (pcs.)	4.65 USD (3,015,539)
Ø price 100 days Ø volume 100 days (pcs.)	5.61 USD (2,952,648)
Ø price 250 days Ø volume 250 days (pcs.)	6.57 USD (2,857,959)
YTD High date	8.21 USD (2024/02/01)
YTD Low date	4.19 USD (2024/08/05)
52 Weeks High date	9.03 USD (2023/09/26)
52 Weeks Low date	4.19 USD (2024/08/05)

All listings for ENERGY FUELS INC.

Exchange	Date	Time	Price	Trading volume (mio.)	Number of trades
Tradegate	2024/09/13	22:26	4.283 EUR	0.07	22
Toronto Stock Exchange	2024/09/13	22:00	6.44 CAD	7.12	2,562
Stuttgart	2024/09/13	20:19	4.392 EUR	0.02	13
NYSE MKT	2024/09/13	22:00	4.72 USD	34.47	20,278
Munich	2024/09/13	17:25	4.451 EUR	0.00	3

	13					
London Stock Exchange	2024/08/27	15:55	6.42 CAD	0.07		1
Frankfurt	2024/09/13	15:07	4.69 EUR	0.00		2
Duesseldorf	2024/09/13	19:31	4.387 EUR	0.00		7
Berlin	2024/09/13	15:56	4.511 EUR	0.00		2

Company profile

Company Logo



Contact Details

ENERGY FUELS INC.

--

Telefon: -

Fax: -

E-mail: -

Company Profile

-

Members of Management Board

Mark S. Chalmers Chairman of Managing Board

Curtis H. Moore Member of Executive Committee

David C. Frydenlund Member of Executive Committee

Board of directors

James Bovaird Chairman of Supervisory Board

Ivy Estabrooke Member of Supervisory Board

Alexander Morrison Member of Supervisory Board

Barbara Filas Member of Supervisory Board

Benjamin Eshleman Member of Supervisory Board

Bruce Hansen Member of Supervisory Board

Dennis Higgs Member of Supervisory Board

Jaqueline Herrera Member of Supervisory Board

Robert Kirkwood Member of Supervisory Board