

## NEW HOPE CORP LTD.

ISIN: AU000000NHC7 WKN: NHC

## Overview

2024/09/16 08:10:18

Price  
4.25 AUDDifference  -1.39% (-0.06)

## General attributes

ISIN	AU000000NHC7
Symbol	NHC
Exchange	Australian Securities Exchange
Currency	AUD
Sector	Energy / Commodities
Security type	Stock
Market cap (m)	2,175 EUR
Benchmark	ASX ALL ORDINARIES INDEX

## Market data

Bid (Bid size)	4.25 AUD (19,450)
Ask (Ask size)	4.26 AUD (52,865)
Open	4.31 AUD
High	4.32 AUD
Low	4.245 AUD
Close (prev. day)	4.31 AUD
VWAP	4.27053 AUD
Volume (pcs)	1,329,775
Trading volume	5,678,843.40
Number of trades	2,192
Last size	-

## Futures and Options








Related Futures	-
Related Options	632

5y



Information about previous performance does not guarantee future performance.  
Source: FactSet

## Recent research

on sector			
Date		Headline	Download
2024/09/11		Global Equity Ratings	
2024/09/11		Aktienempfehlungen Global	
2024/09/09		Aktienempfehlungen Österreich	
2024/09/06		Equity Weekly	
2024/09/05		Global Equity Ratings	

## Details

2024/09/16 08:10:18

### Price

4.25 AUD

 Difference ▼ -1.39% (-0.06)

### General attributes

ISIN	AU000000NHC7
Symbol	NHC
Exchange	Australian Securities Exchange
Currency	AUD
Sector	Energy / Commodities
Security type	Stock
Market cap (m)	2,175 EUR
Benchmark	ASX ALL ORDINARIES INDEX

### Market data

Bid (Bid size)	4.25 AUD (19,450)
Ask (Ask size)	4.26 AUD (52,865)
Open	4.31 AUD
High	4.32 AUD
Low	4.245 AUD
Close (prev. day)	4.31 AUD
VWAP	4.27053 AUD
Volume (pcs)	1,329,775
Trading volume	5,678,843.40
Number of trades	2,192
Last size	-

### Performance and Risk

	6m	1y	3y
Perf (%)	-5.76%	-31.67%	+88.05%
Perf (abs.)	-0.26	-1.97	+1.99
Beta	-	-	-
Volatility	28.07	28.67	44.97

5y



Information about previous performance does not guarantee future performance.  
Source: FactSet

### Price data

Ø price 5 days   Ø volume 5 days (pcs.)	4.26 AUD (2,937,948)
Ø price 30 days   Ø volume 30 days (pcs.)	4.63 AUD (2,566,872)
Ø price 100 days   Ø volume 100 days (pcs.)	4.78 AUD (2,646,632)
Ø price 250 days   Ø volume 250 days (pcs.)	5.05 AUD (2,804,632)
YTD High   date	5.45 AUD (2024/01/10)
YTD Low   date	4.08 AUD (2024/09/09)
52 Weeks High   date	6.52 AUD (2023/10/20)
52 Weeks Low   date	4.08 AUD (2024/09/09)

### Arbitrage views

Exchange	Date	Time	Price	Trading volume (mio.)	Number of trades
Tradegate	2024/09/16	22:26	2.606 EUR	0.00	2
Stuttgart	2024/09/16	21:30	2.544 EUR	0.00	5
Munich	2024/09/16	08:01	2.587 EUR	0.00	1
Frankfurt	2024/09/16	08:20	2.552 EUR	0.00	2
FINRA other OTC	2024/09/16	18:36	2.95 USD	0.01	6

Issues	13					
Duesseldorf	2024/09/ 16	19:30	2.573	EUR	0.00	7
Berlin	2024/09/ 16	21:46	2.606	EUR	0.00	9
Australian Securities Exchange	2024/09/ 16	08:10	4.25	AUD	5.68	2,192

## Company profile

### Company Logo

#### Contact Details

NEW HOPE CORPORATION

--

Magnolia Drive 3/22 4300 Brookwater, QLD

Telefon: +61 7 3418 0500

Fax: +61 7 3418 0355

E-mail: -

### Company Profile

-