

## AIR NEW ZEALAND LTD.

ISIN: NZAIRE0001S2 WKN: AIZ

## Overview

2024/07/17 08:10:51

Price  
0.49 AUDDifference  0.00% (0.00)

## General attributes

ISIN NZAIRE0001S2

Symbol AIZ

Exchange Australian Securities Exchange

Currency AUD

Sector Media / Entertainment / Recreation

Security type Stock

Market cap (m) 1,019 EUR

Benchmark MSCI WORLD INDEX (STRD, UHD)

## Market data

Bid (Bid size) 0.49 AUD (41,398)

Ask (Ask size) 0.495 AUD (467,657)

Open 0.495 AUD

High 0.495 AUD

Low 0.49 AUD

Close (prev. day) 0.49 AUD

VWAP 0.491731 AUD

Volume (pcs) 219,187

Trading volume 107,780.94

Number of trades 58

Last size -

## Futures and Options

Related Futures -








Related Options -

5y



Information about previous performance does not guarantee future performance.  
Source: FactSet

## Recent research

on sector			
Date		Headline	Download
2024/07/15		Aktienempfehlungen Global	
2024/07/12		Global Equity Ratings	
2024/07/09		Aktienempfehlungen Österreich	
2024/06/28		Equity Weekly	
2024/06/24		Aktienempfehlungen Österreich	

## Details

2024/07/17 08:10:51

### Price

0.49 AUD

Difference ➔ 0.00% (0.00)

### General attributes

ISIN	NZAIRE0001S2
Symbol	AIZ
Exchange	Australian Securities Exchange
Currency	AUD
Sector	Media / Entertainment / Recreation
Security type	Stock
Market cap (m)	1,019 EUR
Benchmark	MSCI WORLD INDEX (STRD, UHD)

### Market data

Bid (Bid size)	0.49 AUD (41,398)
Ask (Ask size)	0.495 AUD (467,657)
Open	0.495 AUD
High	0.495 AUD
Low	0.49 AUD
Close (prev. day)	0.49 AUD
VWAP	0.491731 AUD
Volume (pcs)	219,187
Trading volume	107,780.94
Number of trades	58
Last size	-

### Performance and Risk

	6m	1y	3y
Perf (%)	-18.33%	-32.41%	-45.41%
Perf (abs.)	-0.11	-0.24	-0.41
Beta	0.14	0.08	0.24
Volatility	19.58	20.11	28.84



5y

Information about previous performance does not guarantee future performance.  
Source: FactSet

### Price data

Ø price 5 days   Ø volume 5 days (pcs.)	0.49 AUD (297,075)
Ø price 30 days   Ø volume 30 days (pcs.)	0.49 AUD (412,270)
Ø price 100 days   Ø volume 100 days (pcs.)	0.52 AUD (666,064)
Ø price 250 days   Ø volume 250 days (pcs.)	0.59 AUD (608,841)
YTD High   date	0.61 AUD (2024/02/09)
YTD Low   date	0.47 AUD (2024/05/06)
52 Weeks High   date	0.77 AUD (2023/09/05)
52 Weeks Low   date	0.47 AUD (2024/05/06)

### Arbitrage views

Exchange <span>⊕</span>	Date	Time	Price	Trading volume (mio.)	Number of trades
Tradegate	2024/07/17	22:02	0.293 EUR	0.00	1
Stuttgart	2024/07/17	12:29	0.2975 EUR	0.00	4
Munich	2024/07/17	08:19	0.302 EUR	0.00	1
Hanover	2024/07/17	08:09	0.29 EUR	0.00	1
Hamburg	2024/07/17	08:06	0.29 EUR	0.00	1

	07/17					
Frankfurt	2024/ 07/17	08:28	0.29 EUR	0.00		1
FINRA other OTC Issues	2024/ 07/15	15:30	0.303 USD	0.00		1
Berlin	2024/ 07/17	16:45	0.3055 EUR	0.00		6
Australian Securities Exchange	2024/ 07/17	08:10	0.49 AUD	0.11		58

## Company profile

### Company Logo



### Company Profile

-

### Contact Details

AIR NEW ZEALAND

--

Fanshawe Street 185 1010 Auckland

Telefon: +64 93573000

Fax: -

E-mail: -