

INTERNATIONAL BUS MACHINE CORP

ISIN: US4592001014 WKN: 459200101

Overview

2024/08/16 15:31:34

Price

176.24 EUR

Difference  -0.29% (-0.52)

General attributes

| | |
|----------------|--------------|
| ISIN | US4592001014 |
| Symbol | IBM |
| Exchange | Tradegate |
| Currency | EUR |
| Sector | Technology |
| Security type | Stock |
| Market cap (m) | 162,819 EUR |
| Benchmark | S&P 500 |

Market data

| | |
|-------------------|------------------|
| Bid (Bid size) | 175.58 EUR (500) |
| Ask (Ask size) | 175.86 EUR (500) |
| Open | 177.00 EUR |
| High | 177.70 EUR |
| Low | 175.36 EUR |
| Close (prev. day) | 176.76 EUR |
| VWAP | 176.62223 EUR |
| Volume (pcs) | 1,886 |
| Trading volume | 333,108.66 |
| Number of trades | 60 |
| Last size | 1 |

Futures and Options











| | |
|-----------------|----|
| Related Futures | 15 |
| Related Options | - |

5y



Information about previous performance does not guarantee future performance.
Source: FactSet

Recent research

| on instrument | on sector | on market | |
|---------------|---|---------------------------|---|
| Date | | Headline | Download |
| 2024/08/12 |  | Global Equity Ratings |  |
| 2024/08/12 |  | Aktienempfehlungen Global |  |
| 2024/07/24 |  | Global Equity Ratings |  |
| 2024/07/24 |  | Aktienempfehlungen Global |  |
| 2024/07/15 |  | Aktienempfehlungen Global |  |

Details

2024/08/16 15:31:34

Price

176.24 EUR

Difference ▼ -0.29% (-0.52)

General attributes

| | |
|----------------|--------------|
| ISIN | US4592001014 |
| Symbol | IBM |
| Exchange | Tradegate |
| Currency | EUR |
| Sector | Technology |
| Security type | Stock |
| Market cap (m) | 162,819 EUR |
| Benchmark | S&P 500 |

Market data

| | |
|-------------------|------------------|
| Bid (Bid size) | 175.58 EUR (500) |
| Ask (Ask size) | 175.86 EUR (500) |
| Open | 177.00 EUR |
| High | 177.70 EUR |
| Low | 175.36 EUR |
| Close (prev. day) | 176.76 EUR |
| VWAP | 176.62223 EUR |
| Volume (pcs) | 1,886 |
| Trading volume | 333,108.66 |
| Number of trades | 60 |
| Last size | 1 |

Performance and Risk

| | 6m | 1y | 3y |
|-------------|--------|---------|---------|
| Perf (%) | +1.88% | +35.86% | +45.66% |
| Perf (abs.) | +3.26 | +46.66 | +55.41 |
| Beta | 0.73 | 0.70 | 0.57 |
| Volatility | 22.74 | 21.83 | 21.87 |

5y



Information about previous performance does not guarantee future performance.
Source: FactSet

Price data

| | |
|---|-------------------------|
| Ø price 5 days Ø volume 5 days (pcs.) | 174.75 EUR (3,889) |
| Ø price 30 days Ø volume 30 days (pcs.) | 171.21 EUR (6,063) |
| Ø price 100 days Ø volume 100 days (pcs.) | 164.76 EUR (6,237) |
| Ø price 250 days Ø volume 250 days (pcs.) | 156.21 EUR (6,742) |
| YTD High date | 182.45 EUR (2024/03/12) |
| YTD Low date | 144.10 EUR (2024/01/08) |
| 52 Weeks High date | 182.45 EUR (2024/03/12) |
| 52 Weeks Low date | 127.75 EUR (2023/10/24) |

Arbitrage views

| Exchange ⊕ | Date | Time | Price | Trading volume (mio.) | Number of trades |
|-------------------------|------------|-------|------------|-----------------------|------------------|
| Xetra | 2024/08/16 | 15:36 | 176.40 EUR | 0.08 | 23 |
| Vienna Stock Exchange | 2024/08/16 | 15:30 | 176.08 EUR | 0.00 | 4 |
| Tradegate | 2024/08/16 | 15:31 | 176.24 EUR | 0.33 | 59 |
| Stuttgart | 2024/08/16 | 15:21 | 175.36 EUR | 0.01 | 4 |
| SIX Swiss Exchange | 2023/ | 17:35 | 130.00 USD | 0.00 | 1 |

| | | | | | | |
|--|----------------|-------|------------|-------|--|-------|
| | 03/21 | | | | | |
| SIX Swiss Exchange | 2022/ 07/07 | 17:35 | 135.00 CHF | 0.00 | | 1 |
| NYSE | 2024/ 08/16 | 15:44 | 193.25 USD | 41.90 | | 2,018 |
| Munich | 2024/ 08/16 | 08:07 | 177.00 EUR | 0.00 | | 1 |
| London Stock Exchange | 2024/ 08/16 | 15:30 | 193.58 USD | 0.00 | | 3 |
| Hanover | 2024/ 08/16 | 08:01 | 177.00 EUR | 0.00 | | 1 |
| Hamburg | 2024/ 08/16 | 08:01 | 177.00 EUR | 0.00 | | 1 |
| Frankfurt | 2024/ 08/16 | 15:11 | 175.96 EUR | 0.10 | | 13 |
| Euronext Milan MTF Trading After Hours | 2024/ 07/31 | 19:09 | 178.44 EUR | 0.00 | | 1 |
| Euronext Milan MTF Global Equity Market | 2024/ 08/14 | 17:44 | 174.16 EUR | 0.00 | | 2 |
| Duesseldorf | 2024/ 08/16 | 12:30 | 176.32 EUR | 0.00 | | 3 |
| Berlin | 2024/ 08/16 | 08:08 | 177.00 EUR | 0.00 | | 1 |

Company profile

Company Logo



Contact Details

INTERNATIONAL BUSINESS MACHINES
CORP.

--

1 New Orchard Road - 10504-1722 Armonk

Telefon: +1-914-499-1900

Fax: +1-914-765-6021

E-mail: infoibm@us.ibm.com

Company Profile

-

Members of Management Board

| | |
|---------------------|-------------------------------|
| Martha Pollack | Member of Board of Directors |
| Thomas Buberl | Member of Board of Directors |
| Alex Gorsky | Member of Board of Directors |
| Alfred Zollar | Member of Board of Directors |
| Andrew Liveris | Member of Board of Directors |
| David Farr | Member of Board of Directors |
| Frederick McNabb | Member of Board of Directors |
| Frederick Waddell | Member of Board of Directors |
| Marianne Brown | Member of Board of Directors |
| Michael Miebach | Member of Board of Directors |
| Michelle Howard | Member of Board of Directors |
| Peter Voser | Member of Board of Directors |
| Arvind Krishna | Chairman of Managing Board |
| James J. Kavanaugh | Member of Executive Committee |
| Jonathan Adashek | Member of Executive Committee |
| Kelly Chambliss | Member of Executive Committee |
| Nickle J. LaMoreaux | Member of Executive Committee |
| Sebastian Krause | Member of Executive Committee |