

ELMOS SEMICONDUCTOR SE

ISIN: DE0005677108 WKN: 567710

Overview

2024/06/21 22:26:23

Price

79.30 EUR

Difference  -1.98% (-1.60)

General attributes

ISIN	DE0005677108
Symbol	ELG
Exchange	Tradegate
Currency	EUR
Sector	Technology
Security type	Stock
Market cap (m)	1,356 EUR
Benchmark	GERMANY DAX

Market data

Bid (Bid size)	78.60 EUR (75)
Ask (Ask size)	80.00 EUR (75)
Open	81.50 EUR
High	81.50 EUR
Low	78.30 EUR
Close (prev. day)	80.90 EUR
VWAP	79.2384 EUR
Volume (pcs)	3,073
Trading volume	243,499.60
Number of trades	50
Last size	-

Futures and Options

Related Futures	-
Related Options	-











5y



Information about previous performance does not guarantee future performance.

Source: FactSet

Recent research

on sector		on market	
Date		Headline	Download
2024/06/21		Equity Weekly	
2024/06/21		Global Equity Ratings	
2024/06/21		Aktienempfehlungen Global	
2024/06/14		Global Equity Ratings	
2024/06/14		Aktienempfehlungen Global	

Details

2024/06/21 22:26:23

Price

79.30 EUR

Difference 📉 -1.98% (-1.60)

General attributes

ISIN	DE0005677108
Symbol	ELG
Exchange	Tradegate
Currency	EUR
Sector	Technology
Security type	Stock
Market cap (m)	1,356 EUR
Benchmark	GERMANY DAX

Market data

Bid (Bid size)	78.60 EUR (75)
Ask (Ask size)	80.00 EUR (75)
Open	81.50 EUR
High	81.50 EUR
Low	78.30 EUR
Close (prev. day)	80.90 EUR
VWAP	79.2384 EUR
Volume (pcs)	3,073
Trading volume	243,499.60
Number of trades	50
Last size	-

Performance and Risk

	6m	1y	3y
Perf (%)	+4.52%	+6.50%	+133.93%
Perf (abs.)	+3.40	+4.80	+45.00
Beta	1.01	1.17	1.13
Volatility	39.86	40.44	44.46

5y



Information about previous performance does not guarantee future performance.
Source: FactSet

Price data

Ø price 5 days Ø volume 5 days (pcs.)	81.64 EUR (2,013)
Ø price 30 days Ø volume 30 days (pcs.)	82.80 EUR (2,215)
Ø price 100 days Ø volume 100 days (pcs.)	75.75 EUR (4,120)
Ø price 250 days Ø volume 250 days (pcs.)	72.66 EUR (3,469)
YTD High date	91.40 EUR (2024/06/06)
YTD Low date	62.10 EUR (2024/01/18)
52 Weeks High date	91.40 EUR (2024/06/06)
52 Weeks Low date	59.20 EUR (2023/09/15)

Arbitrage views

Exchange 📍	Date	Time	Price	Trading volume (mio.)	Number of trades
Xetra	2024/06/21	17:37	79.20 EUR	6.79	456
Tradegate	2024/06/21	22:26	79.30 EUR	0.24	50
Stuttgart	2024/06/21	17:15	78.80 EUR	0.00	43
Munich	2024/06/21	08:00	81.50 EUR	0.00	2
London Stock Exchange	2024/	17:30	78.75 EUR	0.00	2

European Trade Reporting	06/21						
Hanover	2024/ 06/21	08:16	81.00	EUR	0.00		3
Hamburg	2024/ 06/21	08:16	81.00	EUR	0.00		3
Frankfurt	2024/ 06/21	17:20	78.80	EUR	0.00		5
FINRA other OTC Issues	2024/ 05/29	17:31	89.23	USD	0.01		1
Duesseldorf	2024/ 06/21	19:31	78.90	EUR	0.00		6
Berlin	2024/ 06/21	08:03	80.70	EUR	0.00		3

Company profile

Company Logo



Contact Details

ELMOS SEMICONDUCTOR SE

--

Heinrich-Hertz-Strasse 1 - 44227 Dortmund

Telefon: +49-231-75-49-0

Fax: +

E-mail: info@elmos.com

Company Profile

-

Members of Management Board

Arne Schneider Member of Executive Committee

Jan Dienstuhl Member of Executive Committee

Guido Meyer Member of Executive Committee

Board of directors

Klaus Weyer Chairman of Supervisory Board

Dirk Hoheisel Member of Supervisory Board

Günter Zimmer Member of Supervisory Board

Volkmar Tanneberger Member of Supervisory Board

Sven-Olaf Schellenberg Member of Supervisory Board

Thomas Lehner Member of Supervisory Board