

## HARVEY NORMAN HOLDINGS LTD.

ISIN: AU000000HVN7 WKN: HVN

## Overview

2024/07/18 08:10:09

Price  
4.49 AUDDifference  -0.44% (-0.02)

## General attributes

ISIN	AU000000HVN7
Symbol	HVN
Exchange	Australian Securities Exchange
Currency	AUD
Sector	Commerce
Security type	Stock
Market cap (m)	3,469 EUR
Benchmark	ASX ALL ORDINARIES INDEX

## Market data

Bid (Bid size)	4.48 AUD (3,023)
Ask (Ask size)	4.49 AUD (16,008)
Open	4.55 AUD
High	4.55 AUD
Low	4.48 AUD
Close (prev. day)	4.51 AUD
VWAP	4.50825 AUD
Volume (pcs)	1,245,726
Trading volume	5,615,796.37
Number of trades	2,730
Last size	-

## Futures and Options











Related Futures	-
Related Options	785

5y



Information about previous performance does not guarantee future performance.  
Source: FactSet

## Recent research

on sector			
Date		Headline	Download
2024/07/15		Aktienempfehlungen Global	
2024/07/12		Global Equity Ratings	
2024/06/21		Equity Weekly	
2024/06/21		Global Equity Ratings	
2024/06/21		Aktienempfehlungen Global	

## Details

2024/07/18 08:10:09

### Price

4.49 AUD

 Difference ▼ -0.44% (-0.02)

### General attributes

ISIN	AU000000HVN7
Symbol	HVN
Exchange	Australian Securities Exchange
Currency	AUD
Sector	Commerce
Security type	Stock
Market cap (m)	3,469 EUR
Benchmark	ASX ALL ORDINARIES INDEX

### Market data

Bid (Bid size)	4.48 AUD (3,023)
Ask (Ask size)	4.49 AUD (16,008)
Open	4.55 AUD
High	4.55 AUD
Low	4.48 AUD
Close (prev. day)	4.51 AUD
VWAP	4.50825 AUD
Volume (pcs)	1,245,726
Trading volume	5,615,796.37
Number of trades	2,730
Last size	-

### Performance and Risk

	6m	1y	3y
Perf (%)	+6.12%	+21.56%	-16.79%
Perf (abs.)	+0.26	+0.80	-0.91
Beta	1.13	1.01	1.00
Volatility	24.36	24.03	25.03

5y



Information about previous performance does not guarantee future performance.  
Source: FactSet

### Price data

Ø price 5 days   Ø volume 5 days (pcs.)	4.45 AUD (1,324,645)
Ø price 30 days   Ø volume 30 days (pcs.)	4.39 AUD (1,600,204)
Ø price 100 days   Ø volume 100 days (pcs.)	4.58 AUD (2,632,689)
Ø price 250 days   Ø volume 250 days (pcs.)	4.22 AUD (2,617,635)
YTD High   date	5.15 AUD (2024/03/28)
YTD Low   date	4.06 AUD (2024/01/08)
52 Weeks High   date	5.15 AUD (2024/03/28)
52 Weeks Low   date	3.44 AUD (2023/10/27)

### Arbitrage views

Exchange	Date	Time	Price	Trading volume (mio.)	Number of trades
Stuttgart	2024/07/18	08:08	2.70 EUR	0.00	1
Munich	2024/07/18	08:07	2.74 EUR	0.00	1
Frankfurt	2024/07/18	08:10	2.70 EUR	0.00	1
FINRA other OTC Issues	2024/05/03	15:46	2.89 USD	0.08	1
Duesseldorf	2024/07/18	08:12	2.68 EUR	0.00	1

	18						
Australian Securities Exchange	2024/07/18	08:10	4.49 AUD	5.62		2,730	

## Company profile

### Company Logo



### Contact Details

HARVEY NORMAN HOLDINGS LTD.

--

A1 Richmond Road - 2140 HOMEBUSH WEST

Telefon: +61 (02) 9201 6111

Fax: +61 (02) 9201 6250

E-mail: -

### Company Profile

-

#### Members of Management Board

Katie Page	Chairman of Managing Board
Chris Mentis	Member of Executive Committee
David Ackery	Member of Executive Committee
John Slack-Smith	Member of Executive Committee

#### Board of directors

Gerald Harvey	Chairman of Supervisory Board
Chris Mentis	Member of Supervisory Board
Christopher Brown	Member of Supervisory Board
David Ackery	Member of Supervisory Board
John Craven	Member of Supervisory Board
John Slack-Smith	Member of Supervisory Board
Kenneth Gunderson-Briggs	Member of Supervisory Board
Luisa Catanzaro	Member of Supervisory Board
Michael Harvey	Member of Supervisory Board