

AKZO NOBEL N.V.

ISIN: NL0013267909 WKN: 956907

Overview

2024/04/26 09:18:43

Price
61.90 EURDifference  -0.48% (-0.30)

General attributes

ISIN	NL0013267909
Symbol	AKZA
Exchange	Munich
Currency	EUR
Sector	Chemical / Pharmaceutical / Health
Security type	Stock
Market cap (m)	10,709 EUR
Benchmark	AMSTERDAM EXCHANGES INDEX

Market data

Bid (Bid size)	-
Ask (Ask size)	-
Open	61.90 EUR
High	61.90 EUR
Low	61.90 EUR
Close (prev. day)	62.20 EUR
VWAP	69.92 EUR
Volume (pcs)	0
Trading volume	0.00
Number of trades	2
Last size	0

Futures and Options








Related Futures	38
Related Options	-

5y



Information about previous performance does not guarantee future performance.
Source: FactSet

Recent research

on sector		on market	
Date		Headline	Download
2024/04/26		Global Equity Ratings	
2024/04/26		Aktienempfehlungen Global	
2024/04/15		Aktienempfehlungen Österreich	
2024/04/03		Global Equity Ratings	
2024/04/03		Aktienempfehlungen Global	

Details

2024/04/26 09:18:43

Price

61.90 EUR

Difference ▼ -0.48% (-0.30)

General attributes

ISIN	NL0013267909
Symbol	AKZA
Exchange	Munich
Currency	EUR
Sector	Chemical / Pharmaceutical / Health
Security type	Stock
Market cap (m)	10,709 EUR
Benchmark	AMSTERDAM EXCHANGES INDEX

Market data

Bid (Bid size)	-
Ask (Ask size)	-
Open	61.90 EUR
High	61.90 EUR
Low	61.90 EUR
Close (prev. day)	62.20 EUR
VWAP	69.92 EUR
Volume (pcs)	0
Trading volume	0.00
Number of trades	2
Last size	0

Performance and Risk

	6m	1y	3y
Perf (%)	+2.21%	-16.51%	-38.74%
Perf (abs.)	+1.34	-12.24	-39.15
Beta	0.61	0.81	0.91
Volatility	20.91	20.46	25.39



Information about previous performance does not guarantee future performance.
Source: FactSet

Price data

Ø price 5 days Ø volume 5 days (pcs.)	64.25 EUR (0)
Ø price 30 days Ø volume 30 days (pcs.)	66.23 EUR (2)
Ø price 100 days Ø volume 100 days (pcs.)	68.86 EUR (1)
Ø price 250 days Ø volume 250 days (pcs.)	70.17 EUR (0)
YTD High date	74.48 EUR (2024/01/02)
YTD Low date	61.90 EUR (2024/04/26)
52 Weeks High date	78.46 EUR (2023/07/28)
52 Weeks Low date	60.56 EUR (2023/10/26)

Arbitrage views

Exchange	Date	Time	Price	Trading volume (mio.)	Number of trades
Vienna Stock Exchange	2024/04/26	09:05	62.10 EUR	0.00	3
Tradegate	2024/04/26	22:26	62.84 EUR	0.07	11
Stuttgart	2024/04/26	16:15	62.88 EUR	0.00	6
Munich	2024/04/26	09:18	61.90 EUR	0.00	2
London Stock Exchange	2024/	17:30	62.16 EUR	0.00	1

European Trade Reporting	04/26					
Hanover	2024/ 04/26	08:05	62.24 EUR	0.00		3
Hamburg	2024/ 04/26	08:00	62.16 EUR	0.00		3
Frankfurt	2024/ 04/26	17:15	62.78 EUR	0.02		1
FINRA other OTC Issues	2024/ 04/10	19:41	71.615 USD	0.08		2
Euronext Milan MTF Trading After Hours	-	-	-	0.00		-
Euronext Amsterdam	2024/ 04/26	17:35	62.76 EUR	30.47		3,337
Duesseldorf	2024/ 04/26	19:30	62.28 EUR	0.00		3
Berlin	2024/ 04/26	08:08	62.28 EUR	0.00		2

Company profile

Company Logo

AkzoNobel

Contact Details

AKZO NOBEL NV

--

Christian Neefstraat 2 - 1070 AS
Amsterdam

Telefon: +31-20-502-75-55

Fax: +

E-mail: info@akzonobel.com

Company Profile

-

Members of Management Board

Grégoire Poux-Guillaume Chairman of Managing Board

Armand Sohet Member of Executive Committee

Charlotte van Meer Member of Executive Committee

Daniel Campos Member of Executive Committee

Jan-Piet van Kesteren Member of Executive Committee

Karen-Marie Katholm Member of Executive Committee

Maarten De Vries Member of Executive Committee

Patrick Bourguignon Member of Executive Committee

Simon Parker Member of Executive Committee

Board of directors

Beschier Jacob Noteboom Chairman of Supervisory Board

Byron Grote Member of Supervisory Board

Pamela Kirby Member of Supervisory Board

Dick M. Sluimers Member of Supervisory Board

Ester Baiget Member of Supervisory Board

Hans van Bylen Member of Supervisory Board

Karen-Marie Katholm Member of Supervisory Board

Patrick Thomas Member of Supervisory Board