

# S&P/TSX COMPOSITE INDEX

ISIN: **XC0009695252** WKN: -

## Übersicht

17.09.2024 22:49:18

Kurs

**23.677,70** CAD

Differenz ▼ -0,10% (-24,37)

### Stammdaten

ISIN	XC0009695252
Symbol	TSEC
Land	Kanada
Anzahl der enthaltenen Werte im Index	230
Index-Typ	Kursindex
Wertpapierkategorie	Index

### Top 5

Name	Kurs	+ - (%)	Trend
CANFOR COR...	16,69	+5,63	▲
BOMBARDIER...	95,54	+4,89	▲
ATS CORP.	36,82	+4,66	▲
INTERFOR C...	19,26	+4,62	▲
FIRST QUAN...	17,40	+3,76	▲

Intraday 1W 1M 6M 1J 3J

### Flop 5

Name	Kurs	+ - (%)	Trend
AYA GOLD &...	15,75	-3,49	▼
LOBLAW COM...	175,03	-3,19	▼
NEW GOLD I...	3,05	-3,05	▼
CDN APARTM...	54,70	-2,88	▼
THOMSON RE...	168,02	-2,70	▼

Intraday 1W 1M 6M 1J 3J



Nähere Infos zu den Ländern &



Die Wertentwicklung der Vergangenheit lässt keine verlässlichen Rückschlüsse auf die zukünftige Entwicklung eines Finanzinstruments zu.

Quelle: FactSet

### Aktuellstes Research

Märkte			
Datum		Überschrift	Download
11.09.2024		Global Equity Ratings	↓
11.09.2024		Aktienempfehlungen Global	↓
09.09.2024		Marktkommentar	↓
05.09.2024		Global Equity Ratings	↓
05.09.2024		Aktienempfehlungen Global	↓

**Regionen**

➤ **Märkte nach Region**

## Details

17.09.2024 22:49:18

Kurs

**23.677,70** CADDifferenz  -0,10% (-24,37)

## Stammdaten

ISIN	XC0009695252
Symbol	TSEC
Land	Kanada
Wertpapierkategorie	Index
Anzahl der enthaltenen Werte im Index	230

## Marktdaten

Eröffnung	23.754,90 CAD
Hoch	23.800,59 CAD
Tief	23.603,85 CAD
Schluss Vortag	23.702,07 CAD
Volumen (Mio.)	276.234.537
Volumen (Stück)	6.393.429.878.958

## Performance und Risiko

	6M	1J	3J
Perf (%)	+8,48%	+14,93%	+15,05%
Perf (abs.)	+1.852,92	+3.079,73	+3.099,97
Beta	-	-	-
Volatilität	11,14	11,58	13,33



Die Wertentwicklung der Vergangenheit lässt keine verlässlichen Rückschlüsse auf die zukünftige Entwicklung eines Finanzinstruments zu.

Quelle: FactSet

## Kursdaten

Ø Kurs 5 Tage   Ø Volumen 5 Tage (Stk.)	23.392,02 CAD (279.914.636)
Ø Kurs 30 Tage   Ø Volumen 30 Tage (Stk.)	22.941,27 CAD (241.598.449)
Ø Kurs 100 Tage   Ø Volumen 100 Tage (Stk.)	22.427,05 CAD (227.474.754)
Ø Kurs 250 Tage   Ø Volumen 250 Tage	21.390,39 CAD (219.981.744)
Hoch seit 1.1.   Datum	23.721,61 CAD (16.09.2024)
Tief seit 1.1.   Datum	20.466,50 CAD (13.02.2024)
52 Wochen Hoch   Datum	23.721,61 CAD (16.09.2024)
52 Wochen Tief   Datum	18.692,06 CAD (27.10.2023)














## Enthaltene Werte

Seite 1 von 3

<< <  > >>

Name  ISIN	Kurs	Diff %  Diff /-	Performance 	Datum Zeit	Gehandelte Stück  Umsatz Geld 
ADVANTAGE ENERGY LTD. CA00791P1071	9,17	1,78% 0,16		17.09.24 22:00:00	373.024 3.392.185,36
AFRICA OIL CORP CA00829Q1019	1,86	2,20% 0,04		17.09.24 22:00:00	432.700 791.364,82
AGNICO EAGLE MINES LTD. CA0084741085	111,91	-0,25% -0,28		17.09.24 22:00:00	1.495.775 167.380.883,24
AIR CANADA INC. CA0089118776	16,49	0,55% 0,09		17.09.24 22:00:00	1.935.639 32.014.659,31
ALGONQUIN POWER & UTILITI... CA0158571053	7,50	0,00% 0,00		17.09.24 22:00:00	2.881.009 21.633.553,49
ALIMENTATION COUCHE-TARD ... CA01626P1484	75,32	-0,57% -0,43		17.09.24 22:00:00	2.180.612 164.444.190,62
ALLIED PROP. REAL EST. IN... CA0194561027	19,14	0,79% 0,15		17.09.24 22:00:00	534.132 10.259.373,49
ALTAGAS LTD CA0213611001	35,31	0,00% 0,00		17.09.24 22:00:00	561.837 19.812.207,70
ALTUS GROUP LTD CA02215R1073	53,42	-0,09% -0,05		17.09.24 22:00:00	35.130 1.870.543,80
ARC RESOURCES LTD. CA00208D4084	23,39	0,78% 0,18		17.09.24 22:00:00	3.022.456 70.640.437,74
ARITZIA INC. CA04045U1021	47,32	-0,06% -0,03		17.09.24 22:00:00	237.766 11.243.961,09
ATCO LTD. CLASS I CA0467894006	46,31	-0,22% -0,10		17.09.24 22:00:00	189.669 8.781.198,05
ATHABASCA OIL CORP. CA04682R1073	5,41	2,46% 0,13		17.09.24 22:00:00	2.979.023 15.970.194,17
ATKINSREALIS GROUP INC. CA04764T1049	50,54	0,52% 0,26		17.09.24 22:16:20	350.817 17.709.493,84
ATS CORP. CA00217Y1043	36,82	4,66% 1,64		17.09.24 22:00:00	411.132 15.011.028,92
AYA GOLD & SILVER INC. CA05466C1095	15,75	-3,49% -0,57		17.09.24 22:00:00	493.445 7.952.653,39
B2GOLD CORP CA11777Q2099	4,46	-1,55% -0,07		17.09.24 22:00:00	3.474.049 15.583.537,88
BADGER INFRASTRUCTURE SOL... CA0565331026	37,21	2,82% 1,02		17.09.24 22:00:00	40.382 1.491.029,40
BALLARD POWER SYSTEMS INC... CA0585861085	2,32	2,65% 0,06		17.09.24 22:00:00	1.063.905 2.492.480,28
BANK OF MONTREAL CA0636711016	119,30	1,12% 1,32		17.09.24 22:00:00	1.973.145 235.298.226,77
BANK OF NOVA SCOTIA CA0641491075	71,49	-0,06% -0,04		17.09.24 22:24:12	10.886.073 778.655.664,31
BARRICK GOLD CORP CA0679011084	27,85	-0,11% -0,03		17.09.24 22:16:28	3.303.491 91.924.927,88
BAUSCH HEALTH COMPANIES I... CA0717341071	9,76	2,63% 0,25		17.09.24 22:00:00	493.460 4.740.601,37

## S&amp;P/TSX COMPOSITE INDEX

BAYTEX ENERGY CORP CA07317Q1054	4,26	1,67% 0,07		17.09.24 22:00:00	4.219.003 17.870.120,31
BCE INC. CA05534B7604	46,95	0,51% 0,24		17.09.24 22:00:00	5.375.920 252.098.368,27
BELLUS HEALTH INC. CA07987C2040	19,48	-0,10% -0,02		29.06.23 22:00:00	28.666 556.529,25
BIRCHCLIFF ENERGY LTD. CA0906971035	5,65	1,99% 0,11		17.09.24 22:00:00	947.782 5.338.326,80
BLACKBERRY LTD CA09228F1036	3,30	0,61% 0,02		17.09.24 22:00:00	872.774 2.864.661,79
BOARDWALK REAL EST. INV. ... CA0966311064	89,94	-0,75% -0,68		17.09.24 22:16:28	191.756 17.264.213,52
BOMBARDIER INC. CLASS B CA0977518616	95,54	4,89% 4,45		17.09.24 22:00:00	601.601 56.643.304,49
BORALEX INC. CLASS A CA09950M3003	34,78	0,20% 0,07		17.09.24 22:16:28	160.802 5.594.299,04
BOYD GROUP SERVICES INC. ... CA1033101082	212,19	0,59% 1,25		17.09.24 22:00:00	90.476 19.032.632,90
BROOKFIELD ASSET MANAGEME... CA1130041058	61,93	0,85% 0,52		17.09.24 22:00:00	737.951 45.675.485,24
BROOKFIELD BUSINESS PARTN... BMG162341090	29,68	2,77% 0,80		17.09.24 22:00:00	43.505 1.278.589,46
BROOKFIELD CORP. CLASS A CA11271J1075	68,42	-0,12% -0,08		17.09.24 22:16:28	1.073.979 73.586.664,59
BROOKFIELD INFRASTRUCTURE... BMG162521014	44,92	-1,23% -0,56		17.09.24 22:00:00	549.414 24.679.384,28
BROOKFIELD RENEWABLE PART... BMG162581083	35,79	-0,31% -0,11		17.09.24 22:00:00	262.918 9.438.779,22
BRP INC. CA05577W2004	82,97	0,95% 0,78		17.09.24 22:00:00	258.638 21.440.629,41
CAE INC. CA1247651088	23,98	0,13% 0,03		17.09.24 22:00:00	382.328 9.162.753,83
CALIBRE MINING CORP CA13000C2058	2,69	2,67% 0,07		17.09.24 22:00:00	4.154.741 11.074.103,33
CAMECO CORP. CA13321L1085	54,82	-0,51% -0,28		17.09.24 22:00:00	703.266 38.760.941,76
CANADA GOOSE HOLDINGS INC... CA1350861060	14,37	0,84% 0,12		17.09.24 22:00:00	288.354 4.170.278,07
CANADIAN IMPERIAL BK OF C... CA1360691010	83,74	0,18% 0,15		17.09.24 22:00:00	4.345.698 363.946.441,18
CANADIAN NATIONAL RAILWAY... CA1363751027	161,83	-1,24% -2,04		17.09.24 22:16:29	885.619 143.653.192,23
CANADIAN NATURAL RESOURCE... CA1363851017	44,68	1,71% 0,75		17.09.24 22:17:25	40.022.506 1.785.137.195,49
CANADIAN PACIFIC KANSAS C... CA13646K1084	117,79	-0,69% -0,82		17.09.24 22:00:00	1.561.829 184.189.157,40
CANADIAN TIRE CORP LTD. CA1366812024	158,82	0,63% 0,99		17.09.24 22:00:00	93.873 14.875.533,99
CANADIAN UTILITIES LTD. CA1367178326	35,66	-0,64% -0,23		17.09.24 22:16:29	396.501 14.139.033,33
CANADIAN WESTERN BANK CA13677F1018	53,26	-0,15% -0,08		17.09.24 22:00:00	374.099 19.929.245,78
CANFOR CORP. REGISTERED S... CA1375761048	16,69	5,63% 0,89		17.09.24 22:00:00	418.913 6.914.555,27
CAPITAL POWER CORP.	48,57	-0,65%		17.09.24	456.203

## S&amp;P/TSX COMPOSITE INDEX

CA14042M1023		-0,32		22:00:00	22.132.619,74
CAPSTONE COPPER CORP, CA14071L1085	9,52	2,37% 0,22	█	17.09.24 22:00:00	1.782.965 16.842.117,56
CARGOJET INC. CA14179V5036	129,80	-1,42% -1,87		17.09.24 22:00:00	29.078 3.786.471,78
CCL INDUSTRIES INC. CA1249003098	80,86	-0,75% -0,61		17.09.24 22:00:00	292.256 23.845.884,42
CDN APARTM. PROP. R.ES.IN... CA1349211054	54,70	-2,88% -1,62		17.09.24 22:16:28	424.172 23.362.785,63
CELESTICA INC. CA15101Q2071	63,90	1,93% 1,21	█	17.09.24 22:16:29	515.146 32.903.929,29
CENOVUS ENERGY INC. CA15135U1093	22,72	1,61% 0,36	█	17.09.24 22:16:29	14.095.432 319.579.274,85
CENTERRA GOLD INC. CA1520061021	9,37	0,21% 0,02		17.09.24 22:00:00	974.673 9.129.118,14
CES ENERGY SOLUTIONS CORP... CA15713J1049	7,33	0,27% 0,02		17.09.24 22:16:29	702.790 5.132.341,46
CGI INC. CLASS A CA12532H1047	155,93	-1,10% -1,73		17.09.24 22:00:00	347.930 54.290.983,97
CHARTWELL RETIREMENT RESI... CA16141A1030	15,58	-0,83% -0,13		17.09.24 22:16:29	236.465 3.684.674,65
CHOICE PROPERTIES REIT RE... CA17039A1066	15,13	-0,20% -0,03		17.09.24 22:16:29	201.832 3.057.843,71
CI FINANCIAL CORP CA1254911003	17,66	0,57% 0,10		17.09.24 22:00:00	446.911 7.872.348,94
COGECO COMMUNICATIONS INC... CA19239C1068	67,19	-0,78% -0,53		17.09.24 22:00:00	30.338 2.040.469,92
COLLIERS INTERNATIONAL GR... CA1946931070	197,12	-1,75% -3,52		17.09.24 22:00:00	57.100 11.323.564,58
CONSTELLATION SOFTWARE IN... CA21037X1006	4.313,84	-0,95% -41,57		17.09.24 21:59:59	15.952 68.659.554,27
CROMBIE REAL ESTATE INV.T... CA2271071094	15,56	-0,51% -0,08		17.09.24 21:59:59	134.476 2.101.301,91
CT REIT REG. TRUST UNITS ... CA1264621006	16,10	0,00% 0,00		17.09.24 22:00:00	116.262 1.869.918,12
DEFINITY FINANCIAL CORP..... CA24477T1003	49,52	-0,54% -0,27		17.09.24 22:00:00	58.159 2.875.354,93
DENISON MINES CORP CA2483561072	2,11	-0,47% -0,01		17.09.24 22:00:00	957.347 2.029.984,35
DESCARTES SYSTEMS GROUP I... CA2499061083	134,73	-0,52% -0,71		17.09.24 22:16:29	125.692 17.007.879,32
DOLLARAMA INC. CA25675T1075	134,70	-1,30% -1,78		17.09.24 22:00:00	640.944 86.293.007,38
DREAM INDUSTRIAL REAL EST... CA26153W1095	14,47	0,70% 0,10	█	17.09.24 22:00:00	263.081 3.802.202,89
DUNDEE PRECIOUS METALS IN... CA2652692096	13,42	-0,45% -0,06		17.09.24 22:00:00	314.205 4.203.888,51
ELDORADO GOLD CORP. CA2849025093	23,63	-1,99% -0,48		17.09.24 22:16:29	280.385 6.629.143,29
ELEMENT FLEET MANAGEMENT ... CA2861812014	28,19	-0,46% -0,13		17.09.24 22:00:00	578.059 16.213.925,48
EMERA INC. CA2908761018	53,11	-0,47% -0,25		17.09.24 22:16:29	707.097 37.582.391,95
EMPIRE CO. LTD. CA2918434077	39,27	-1,23% -0,49		17.09.24 22:16:29	655.995 25.830.422,04

## S&amp;P/TSX COMPOSITE INDEX

ENBRIDGE INC. CA29250N1050	55,51	-0,80% -0,45		17.09.24 22:00:00	4.027.782 223.873.176,39
ENERGY FUELS INC. CA2926717083	6,42	0,78% 0,05		17.09.24 22:00:00	343.533 2.210.003,25
ENGHOUSE SYSTEMS LTD. CA2929491041	31,31	1,46% 0,45		17.09.24 22:00:00	80.394 2.515.477,66
EQB INC. REGISTERED SHARE... CA26886R1047	99,38	0,28% 0,28		17.09.24 22:00:00	23.961 2.376.108,08
EQUINOX GOLD CORP. CA29446Y5020	8,37	-2,33% -0,20		17.09.24 22:00:00	649.221 5.454.218,32
ERO COPPER CORP. CA2960061091	27,87	0,00% 0,00		17.09.24 22:00:00	165.328 4.615.086,65
EXCHANGE INCOME CORP. REG... CA3012831077	50,69	0,26% 0,13		17.09.24 22:00:00	60.435 3.055.251,22
FAIRFAX FINANCIAL HOLDING... CA3039011026	1.688,58	0,21% 3,60		17.09.24 22:00:00	24.344 41.065.525,19
FILO CORP. CA31729R1055	31,33	-0,29% -0,09		17.09.24 22:00:00	554.771 17.412.563,97
FINNING INTERNATIONAL INC... CA3180714048	39,84	0,73% 0,29		17.09.24 22:00:00	130.031 5.192.624,61
FIRST CAPITAL REAL ESTATE... CA31890B1031	18,41	0,33% 0,06		17.09.24 22:16:29	433.162 7.969.239,73
FIRST MAJESTIC SILVER COR... CA32076V1031	8,30	-0,95% -0,08		17.09.24 22:00:00	637.589 5.319.832,60
FIRST QUANTUM MINERALS LI... CA3359341052	17,40	3,76% 0,63		17.09.24 22:00:00	1.660.540 28.549.254,28
FIRSTSERVICE CORP. CA33767E2024	243,52	-0,94% -2,31		17.09.24 22:00:00	215.591 52.639.882,61
FORTIS INC. CA3495531079	61,66	-0,53% -0,33		17.09.24 22:00:00	1.294.104 79.847.971,23
FORTUNA MINING CORP. CA3499421020	6,78	0,30% 0,02		17.09.24 22:00:00	803.583 5.451.913,69
FRANCO-NEVADA CORP CA3518581051	169,45	-0,20% -0,34		17.09.24 22:00:00	176.975 30.002.581,91
FREEHOLD ROYALTIES LTD. CA3565001086	13,99	2,04% 0,28		17.09.24 22:00:00	601.628 8.372.459,39
GFL ENVIRONMENTAL INC. CA36168Q1046	53,31	-2,34% -1,28		17.09.24 22:00:00	237.060 12.771.458,67
GIBSON ENERGY INC. CA3748252069	22,26	-0,67% -0,15		17.09.24 22:00:00	1.525.614 33.976.210,97
GILDAN ACTIVEWEAR INC. CA3759161035	61,97	0,08% 0,05		17.09.24 22:00:00	310.216 19.249.637,10
GOEASY LTD. CA3803551074	181,00	0,91% 1,64		17.09.24 22:00:00	28.866 5.219.804,13