

S&P/TSX COMPOSITE INDEX

ISIN: **XC0009695252** WKN: -

Übersicht

14.08.2024 22:41:56

Kurs

22.760,01 CAD

Differenz ▲ 0,63% (141,83)

Stammdaten

ISIN	XC0009695252
Symbol	TSEC
Land	Kanada
Anzahl der enthaltenen Werte im Index	230
Index-Typ	Kursindex
Wertpapierkategorie	Index

Top 5

Name	Kurs	+ - (%)	Trend
ELEMENT FL...	27,26	+5,62	▲
CAE INC.	24,13	+5,00	▲
AYA GOLD &...	14,81	+4,74	▲
TILRAY INC...	1,92	+4,33	▲
LEGATO MER...	9,36	+3,55	▲

Intraday 1W 1M 6M 1J 3J

Flop 5

Name	Kurs	+ - (%)	Trend
BALLARD PO...	1,83	-6,34	▼
FRANCO-NEV...	116,95	-6,26	▼
NORTHWEST ...	4,76	-4,80	▼
SEABRIDGE ...	16,14	-3,19	▼
CANFOR COR...	14,85	-2,75	▼

Intraday 1W 1M 6M 1J 3J



Nähere Infos zu den Ländern &

5J



Die Wertentwicklung der Vergangenheit lässt keine verlässlichen Rückschlüsse auf die zukünftige Entwicklung eines Finanzinstruments zu.

Quelle: FactSet

Aktuellstes Research

Märkte

Datum	Überschrift	Download
12.08.2024	Global Equity Ratings	
12.08.2024	Aktienempfehlungen Global	
12.08.2024	Marktkommentar	
26.07.2024	Equity Weekly	
24.07.2024	Global Equity Ratings	

Regionen

➤ **Märkte nach Region**

Details

14.08.2024 22:41:56

Kurs

22.760,01 CAD

Differenz  0,63% (141,83)

Stammdaten

ISIN	XC0009695252
Symbol	TSEC
Land	Kanada
Wertpapierkategorie	Index
Anzahl der enthaltenen Werte im Index	230

Marktdaten

Eröffnung	22.620,94 CAD
Hoch	22.763,69 CAD
Tief	22.601,87 CAD
Schluss Vortag	22.618,18 CAD
Volumen (Mio.)	229.000.302
Volumen (Stück)	5.196.055.994.625

Performance und Risiko

	6M	1J	3J
Perf (%)	+8,95%	+12,17%	+10,93%
Perf (abs.)	+1.870,61	+2.469,47	+2.241,94
Beta	-	-	-
Volatilität	10,61	11,57	13,24



5J

Die Wertentwicklung der Vergangenheit lässt keine verlässlichen Rückschlüsse auf die zukünftige Entwicklung eines Finanzinstruments zu.

Quelle: FactSet

Kursdaten




















Ø Kurs 5 Tage Ø Volumen 5 Tage (Stk.)	22.462,81 CAD (218.788.025)
Ø Kurs 30 Tage Ø Volumen 30 Tage (Stk.)	22.528,92 CAD (207.973.490)
Ø Kurs 100 Tage Ø Volumen 100 Tage (Stk.)	22.169,40 CAD (223.909.231)
Ø Kurs 250 Tage Ø Volumen 250 Tage	21.124,23 CAD (217.145.574)
Hoch seit 1.1. Datum	23.209,68 CAD (31.07.2024)
Tief seit 1.1. Datum	20.466,50 CAD (13.02.2024)
52 Wochen Hoch Datum	23.209,68 CAD (31.07.2024)
52 Wochen Tief Datum	18.692,06 CAD (27.10.2023)

Enthaltene Werte















Seite 1 von 3

<< < > >>

Name  ISIN	Kurs	Diff %  Diff /-	Performance 	Datum Zeit	Gehandelte Stück  Umsatz Geld 
ADVANTAGE ENERGY LTD. CA00791P1071	9,75	1,77% 0,17		14.08.24 22:15:30	480.925 4.676.190,48
AFRICA OIL CORP CA00829Q1019	2,17	0,00% 0,00		14.08.24 22:00:00	377.549 822.248,86
AGNICO EAGLE MINES LTD. CA0084741085	106,50	0,22% 0,23		14.08.24 22:00:00	1.128.981 119.761.364,96
AIR CANADA INC. CA0089118776	15,35	0,13% 0,02		14.08.24 22:00:00	1.455.890 22.248.557,92
ALGONQUIN POWER & UTILITI... CA0158571053	7,02	0,29% 0,02		14.08.24 22:33:13	3.261.555 22.732.881,11
ALIMENTATION COUCHE-TARD ... CA01626P1484	82,55	0,27% 0,22		14.08.24 22:15:30	721.081 59.374.507,56
ALLIED PROP. REAL EST. IN... CA0194561027	16,78	0,66% 0,11		14.08.24 22:00:00	243.942 4.064.324,64
ALTAGAS LTD CA0213611001	33,52	0,42% 0,14		14.08.24 22:00:00	570.099 19.104.583,24
ALTUS GROUP LTD CA02215R1073	50,97	0,95% 0,48		14.08.24 22:00:00	72.196 3.681.662,35
ARC RESOURCES LTD. CA00208D4084	25,90	2,13% 0,54		14.08.24 22:00:00	2.105.844 54.383.265,60
ARITZIA INC. CA04045U1021	43,63	1,44% 0,62		14.08.24 22:00:00	197.320 8.591.931,62
ATCO LTD. CLASS I CA0467894006	44,32	-0,56% -0,25		14.08.24 22:00:00	285.491 12.656.483,42
ATHABASCA OIL CORP. CA04682R1073	5,49	1,67% 0,09		14.08.24 22:00:00	1.840.750 10.089.351,38
ATKINSREALIS GROUP INC. CA04764T1049	54,62	0,46% 0,25		14.08.24 22:25:03	195.715 10.672.453,08
ATS CORP. CA00217Y1043	36,71	-0,11% -0,04		14.08.24 22:00:00	274.163 10.052.614,82
AYA GOLD & SILVER INC. CA05466C1095	14,81	4,74% 0,67		14.08.24 22:00:00	384.865 5.642.776,10
B2GOLD CORP CA11777Q2099	3,60	0,84% 0,03		14.08.24 22:00:00	2.800.129 10.019.344,45
BADGER INFRASTRUCTURE SOL... CA0565331026	36,05	-0,85% -0,31		14.08.24 22:00:00	64.701 2.314.957,35
BALLARD POWER SYSTEMS INC... CA0585861085	2,51	-6,34% -0,17		14.08.24 22:31:02	646.325 1.668.927,02
BANK OF MONTREAL CA0636711016	114,34	0,63% 0,72		14.08.24 22:15:30	1.781.682 203.641.221,97
BANK OF NOVA SCOTIA CA0641491075	63,05	1,06% 0,66		14.08.24 22:15:30	2.779.694 174.958.295,56
BARRICK GOLD CORP CA0679011084	26,27	0,11% 0,03		14.08.24 22:15:30	3.986.155 104.082.054,45
BAUSCH HEALTH COMPANIES I... CA0717341071	7,60	1,47% 0,11		14.08.24 22:00:00	312.928 2.368.490,35

BAYTEX ENERGY CORP CA07317Q1054	4,86	1,67% 0,08		14.08.24 22:00:00	3.887.081 18.807.094,17
BCE INC. CA05534B7604	47,00	-0,57% -0,27		14.08.24 22:00:00	3.704.260 174.054.742,95
BELLUS HEALTH INC. CA07987C2040	19,48	-0,10% -0,02		29.06.23 22:00:00	28.666 556.529,25
BIRCHCLIFF ENERGY LTD. CA0906971035	6,18	1,31% 0,08		14.08.24 22:00:00	969.715 5.997.897,65
BLACKBERRY LTD CA09228F1036	3,08	-1,28% -0,04		14.08.24 22:00:00	947.573 2.922.768,25
BOARDWALK REAL EST. INV. ... CA0966311064	81,29	-0,02% -0,02		14.08.24 22:00:00	66.270 5.372.540,65
BOMBARDIER INC. CLASS B CA0977518616	85,09	-0,23% -0,20		14.08.24 22:15:30	242.717 20.639.743,88
BORALEX INC. CLASS A CA09950M3003	34,64	0,32% 0,11		14.08.24 22:00:00	277.606 9.596.342,97
BOYD GROUP SERVICES INC. ... CA1033101082	219,00	-0,35% -0,77		14.08.24 22:00:00	57.461 12.604.423,83
BROOKFIELD ASSET MANAGEME... CA1130041058	55,96	1,73% 0,95		14.08.24 22:15:30	666.275 37.141.218,33
BROOKFIELD BUSINESS PARTN... BMG162341090	27,12	-0,62% -0,17		14.08.24 22:00:00	8.724 237.310,76
BROOKFIELD CORP. CLASS A CA11271J1075	63,53	1,83% 1,14		14.08.24 22:15:56	1.145.439 72.396.354,20
BROOKFIELD INFRASTRUCTURE... BMG162521014	41,72	0,85% 0,35		14.08.24 22:00:00	270.899 11.304.881,95
BROOKFIELD RENEWABLE PART... BMG162581083	33,40	-0,12% -0,04		14.08.24 22:00:00	125.848 4.204.121,32
BRP INC. CA05577W2004	91,90	-0,97% -0,90		14.08.24 22:00:00	95.280 8.810.028,60
CAE INC. CA1247651088	24,13	5,00% 1,15		14.08.24 22:00:00	1.182.506 28.323.630,41
CALIBRE MINING CORP CA13000C2058	2,03	-0,49% -0,01		14.08.24 22:00:00	983.567 1.979.238,52
CAMECO CORP. CA13321L1085	54,70	1,77% 0,95		14.08.24 22:00:00	1.073.459 58.819.124,95
CANADA GOOSE HOLDINGS INC... CA1350861060	14,15	-1,46% -0,21		14.08.24 22:00:00	142.436 2.039.455,57
CANADIAN IMPERIAL BK OF C... CA1360691010	70,67	0,78% 0,55		14.08.24 22:00:00	1.694.985 119.563.359,38
CANADIAN NATIONAL RAILWAY... CA1363751027	152,41	0,20% 0,30		14.08.24 22:00:00	1.002.539 152.389.227,80
CANADIAN NATURAL RESOURCE... CA1363851017	49,58	1,02% 0,50		14.08.24 22:00:00	21.744.426 1.077.760.775,72
CANADIAN PACIFIC KANSAS C... CA13646K1084	107,05	0,68% 0,72		14.08.24 22:00:00	853.359 91.006.861,27
CANADIAN TIRE CORP LTD. CA1366812024	149,17	-0,56% -0,84		14.08.24 22:00:00	147.168 21.983.581,22
CANADIAN UTILITIES LTD. CA1367178326	32,76	-0,21% -0,07		14.08.24 22:00:00	620.045 20.313.464,15
CANADIAN WESTERN BANK CA13677F1018	47,48	0,98% 0,46		14.08.24 22:00:00	256.524 12.159.426,36
CANFOR CORP. REGISTERED S... CA1375761048	14,85	-2,75% -0,42		14.08.24 22:00:00	201.051 3.010.038,34
CAPITAL POWER CORP.	43,15	0,33%		14.08.24	141.814

S&P/TSX COMPOSITE INDEX

CA14042M1023		0,14		22:00:00	6.121.401,55
CAPSTONE COPPER CORP, CA14071L1085	8,74	1,63% 0,14		14.08.24 22:00:00	2.181.313 18.976.880,44
CARGOJET INC. CA14179V5036	124,00	2,52% 3,05		14.08.24 22:00:00	100.943 12.473.372,71
CCL INDUSTRIES INC. CA1249003098	74,69	0,07% 0,05		14.08.24 22:00:00	368.756 27.536.777,97
CDN APARTM. PROP. R.ES.IN... CA1349211054	49,30	-0,44% -0,22		14.08.24 22:00:00	224.017 11.043.369,40
CELESTICA INC. CA15101Q2071	71,66	2,09% 1,47		14.08.24 22:15:31	595.867 42.364.385,92
CENOVUS ENERGY INC. CA15135U1093	26,46	0,84% 0,22		14.08.24 22:15:31	4.055.730 107.246.027,78
CENTERRA GOLD INC. CA1520061021	9,55	-0,21% -0,02		14.08.24 22:15:31	1.512.339 14.518.685,26
CES ENERGY SOLUTIONS CORP... CA15713J1049	7,69	0,39% 0,03		14.08.24 22:15:30	520.395 3.998.695,93
CGI INC. CLASS A CA12532H1047	147,86	0,52% 0,77		14.08.24 22:00:00	413.097 60.952.508,36
CHARTWELL RETIREMENT RESI... CA16141A1030	14,51	1,11% 0,16		14.08.24 22:00:00	295.108 4.274.671,05
CHOICE PROPERTIES REIT RE... CA17039A1066	14,12	0,79% 0,11		14.08.24 22:00:00	206.197 2.902.261,04
CI FINANCIAL CORP CA1254911003	16,52	0,06% 0,01		14.08.24 21:59:59	100.124 1.649.719,19
COGECO COMMUNICATIONS INC... CA19239C1068	64,77	-1,46% -0,96		14.08.24 22:00:00	32.234 2.096.072,39
COLLIERS INTERNATIONAL GR... CA1946931070	186,75	0,16% 0,29		14.08.24 22:00:00	47.853 8.937.408,65
CONSTELLATION SOFTWARE IN... CA21037X1006	4.178,48	1,97% 80,73		14.08.24 22:00:00	27.150 112.567.532,40
CROMBIE REAL ESTATE INV.T... CA2271071094	13,84	0,44% 0,06		14.08.24 22:00:00	99.502 1.376.147,26
CT REIT REG. TRUST UNITS ... CA1264621006	14,44	0,56% 0,08		14.08.24 22:00:00	98.299 1.414.983,41
DEFINITY FINANCIAL CORP..... CA24477T1003	49,58	0,24% 0,12		14.08.24 22:00:00	78.829 3.888.758,26
DENISON MINES CORP CA2483561072	2,16	2,37% 0,05		14.08.24 22:00:00	2.643.734 5.683.390,52
DESCARTES SYSTEMS GROUP I... CA2499061083	133,86	1,56% 2,05		14.08.24 22:15:31	162.692 21.700.240,10
DOLLARAMA INC. CA25675T1075	131,85	1,10% 1,44		14.08.24 22:15:31	520.833 68.621.591,52
DREAM INDUSTRIAL REAL EST... CA26153W1095	13,02	1,24% 0,16		14.08.24 22:00:00	346.260 4.506.072,45
DUNDEE PRECIOUS METALS IN... CA2652692096	12,85	1,34% 0,17		14.08.24 22:00:00	619.968 7.946.021,37
ELDORADO GOLD CORP. CA2849025093	23,55	0,34% 0,08		14.08.24 22:00:00	322.941 7.607.610,06
ELEMENT FLEET MANAGEMENT ... CA2861812014	27,26	5,62% 1,45		14.08.24 22:00:00	875.610 23.599.368,11
EMERA INC. CA2908761018	49,62	0,94% 0,46		14.08.24 22:00:00	834.062 41.374.247,45
EMPIRE CO. LTD. CA2918434077	37,24	-0,35% -0,13		14.08.24 22:15:31	318.585 11.882.428,10

S&P/TSX COMPOSITE INDEX

ENBRIDGE INC. CA29250N1050	54,22	0,41% 0,22		14.08.24 22:00:00	13.802.833 748.462.273,05
ENERGY FUELS INC. CA2926717083	6,24	0,16% 0,01		14.08.24 22:00:00	220.073 1.378.964,13
ENGHOUSE SYSTEMS LTD. CA2929491041	29,09	0,31% 0,09		14.08.24 22:00:00	81.293 2.362.049,38
EQB INC. REGISTERED SHARE... CA26886R1047	97,48	-0,02% -0,02		14.08.24 22:00:00	39.324 3.824.457,67
EQUINOX GOLD CORP. CA29446Y5020	7,02	-0,28% -0,02		14.08.24 22:00:00	558.288 3.910.023,92
ERO COPPER CORP. CA2960061091	26,22	0,34% 0,09		14.08.24 22:00:00	129.675 3.382.228,22
EXCHANGE INCOME CORP. REG... CA3012831077	47,61	2,17% 1,01		14.08.24 22:00:00	102.185 4.831.793,54
FAIRFAX FINANCIAL HOLDING... CA3039011026	1.536,43	0,89% 13,50		14.08.24 22:00:00	45.695 70.459.946,42
FILO CORP. CA31729R1055	30,89	-0,10% -0,03		14.08.24 22:00:00	398.367 12.308.994,84
FINNING INTERNATIONAL INC... CA3180714048	39,15	0,15% 0,06		14.08.24 22:15:31	251.726 9.836.536,16
FIRST CAPITAL REAL ESTATE... CA31890B1031	16,49	0,00% 0,00		14.08.24 22:00:00	126.397 2.083.526,99
FIRST MAJESTIC SILVER COR... CA32076V1031	7,36	0,14% 0,01		14.08.24 22:00:00	572.957 4.178.450,59
FIRST QUANTUM MINERALS LI... CA3359341052	15,58	-1,52% -0,24		14.08.24 22:15:31	1.342.208 20.903.254,34
FIRSTSERVICE CORP. CA33767E2024	234,20	0,12% 0,27		14.08.24 22:00:00	35.509 8.303.708,01
FORTIS INC. CA3495531079	59,57	0,00% 0,00		14.08.24 22:15:31	2.628.902 156.654.106,37
FORTUNA MINING CORP. CA3499421020	6,06	-0,98% -0,06		14.08.24 22:15:31	740.057 4.470.800,89
FRANCO-NEVADA CORP CA3518581051	160,58	-6,26% -10,73		14.08.24 22:00:00	731.221 116.413.824,01
FREEHOLD ROYALTIES LTD. CA3565001086	13,61	1,26% 0,17		14.08.24 22:00:00	487.987 6.624.092,52
GFL ENVIRONMENTAL INC. CA36168Q1046	55,93	1,21% 0,67		14.08.24 22:00:00	160.593 8.959.624,82
GIBSON ENERGY INC. CA3748252069	21,77	0,79% 0,17		14.08.24 22:00:00	261.208 5.674.396,20
GILDAN ACTIVEWEAR INC. CA3759161035	57,10	-0,52% -0,30		14.08.24 22:00:00	317.810 18.190.189,24
GOEASY LTD. CA3803551074	184,79	-1,73% -3,26		14.08.24 22:00:00	69.378 12.849.528,67