

S&P/TSX COMPOSITE INDEX

ISIN: **XC0009695252** WKN: -

Übersicht

16.07.2024 22:20:01

Kurs

22.995,39 CADDifferenz  1,07% (243,71)

Stammdaten

ISIN	XC0009695252
Symbol	TSEC
Land	Kanada
Anzahl der enthaltenen Werte im Index	230
Index-Typ	Kursindex
Wertpapierkategorie	Index

Top 5

Name	Kurs	+ - (%)	Trend
SHOPIFY IN...	69,72	+8,54	
NOVAGOLD R...	4,52	+7,27	
CANFOR COR...	14,85	+5,62	
FIRST MAJE...	6,84	+5,42	
MAG SILVER...	14,00	+5,39	

Intraday 1W 1M 6M 1J 3J

Flop 5

Name	Kurs	+ - (%)	Trend
CAPSTONE C...	9,86	-4,92	
FIRST QUAN...	17,73	-3,48	
TOPAZ ENER...	24,79	-2,71	
LABRADOR I...	29,90	-2,54	
DENISON MI...	2,13	-2,36	

Intraday 1W 1M 6M 1J 3J



Nähere Infos zu den Ländern &

5J












Die Wertentwicklung der Vergangenheit lässt keine verlässlichen Rückschlüsse auf die zukünftige Entwicklung eines Finanzinstruments zu.

Quelle: FactSet

Aktuellstes Research

Märkte

Datum	Überschrift	Download
15.07.2024	 Aktienempfehlungen Global	
12.07.2024	 Global Equity Ratings	
09.07.2024	 Political environment weighs on outlook	
09.07.2024	 Politisches Umfeld belastet den Ausblick	
03.07.2024	 Global Strategy 3Q 2024	

Regionen

➤ **Märkte nach Region**

Details

16.07.2024 22:20:01

Kurs

22.995,39 CAD

Differenz ▲ 1,07% (243,71)

Stammdaten

ISIN	XC0009695252
Symbol	TSEC
Land	Kanada
Wertpapierkategorie	Index
Anzahl der enthaltenen Werte im Index	230

Marktdaten

Eröffnung	22.810,07 CAD
Hoch	22.996,14 CAD
Tief	22.757,67 CAD
Schluss Vortag	22.751,68 CAD
Volumen (Mio.)	190.787.224
Volumen (Stück)	4.377.968.790.870

Performance und Risiko

	6M	1J	3J
Perf (%)	+8,02%	+12,29%	+12,72%
Perf (abs.)	+1.689,80	+2.489,61	+2.567,96
Beta	-	-	-
Volatilität	10,20	11,21	13,07



5J

Die Wertentwicklung der Vergangenheit lässt keine verlässlichen Rückschlüsse auf die zukünftige Entwicklung eines Finanzinstruments zu.

Quelle: FactSet


























Kursdaten

Ø Kurs 5 Tage Ø Volumen 5 Tage (Stk.)	22.472,41 CAD (206.853.947)
Ø Kurs 30 Tage Ø Volumen 30 Tage (Stk.)	21.989,14 CAD (221.146.186)
Ø Kurs 100 Tage Ø Volumen 100 Tage (Stk.)	21.975,42 CAD (229.885.478)
Ø Kurs 250 Tage Ø Volumen 250 Tage	20.937,09 CAD (214.937.906)
Hoch seit 1.1. Datum	22.818,42 CAD (15.07.2024)
Tief seit 1.1. Datum	20.466,50 CAD (13.02.2024)
52 Wochen Hoch Datum	22.818,42 CAD (15.07.2024)
52 Wochen Tief Datum	18.692,06 CAD (27.10.2023)

Enthaltene Werte

Seite 1 von 3

<< < > >>

Name  ISIN	Kurs	Diff %  Diff /-	Performance 	Datum Zeit	Gehandelte Stück  Umsatz Geld 
ADVANTAGE ENERGY LTD. CA00791P1071	10,00	-0,30% -0,03		16.07.24 22:00:00	302.619 3.026.676,75
AFRICA OIL CORP CA00829Q1019	2,43	-0,41% -0,01		16.07.24 22:00:00	448.836 1.084.303,19
AGNICO EAGLE MINES LTD. CA0084741085	104,54	2,26% 2,31		16.07.24 22:00:00	1.036.279 108.191.051,95
AIR CANADA INC. CA0089118776	17,70	2,49% 0,43		16.07.24 22:00:00	1.832.347 32.337.879,27
ALGONQUIN POWER & UTILITI... CA0158571053	8,55	0,59% 0,05		16.07.24 22:00:00	2.095.401 17.888.024,26
ALIMENTATION COUCHE-TARD ... CA01626P1484	82,24	0,83% 0,68		16.07.24 22:00:00	645.766 53.188.396,24
ALLIED PROP. REAL EST. IN... CA0194561027	17,65	3,34% 0,57		16.07.24 22:00:00	568.655 9.928.611,49
ALTAGAS LTD CA0213611001	30,84	-0,45% -0,14		16.07.24 22:00:00	301.297 9.303.323,62
ALTUS GROUP LTD CA02215R1073	55,96	1,14% 0,63		16.07.24 22:00:00	63.008 3.521.874,27
ARC RESOURCES LTD. CA00208D4084	23,75	-0,84% -0,20		16.07.24 22:00:00	1.416.654 33.481.080,61
ARITZIA INC. CA04045U1021	47,65	2,01% 0,94		16.07.24 22:00:00	730.870 34.636.773,99
ATCO LTD. CLASS I CA0467894006	39,44	0,15% 0,06		16.07.24 22:00:00	84.647 3.336.641,37
ATHABASCA OIL CORP. CA04682R1073	5,34	-1,29% -0,07		16.07.24 22:00:00	1.947.558 10.396.062,81
ATKINSREALIS GROUP INC. CA04764T1049	58,22	0,94% 0,54		16.07.24 22:00:00	215.936 12.497.517,54
ATS CORP. CA00217Y1043	46,49	2,02% 0,92		16.07.24 22:00:00	212.924 9.892.065,82
AYA GOLD & SILVER INC. CA05466C1095	15,96	-0,44% -0,07		16.07.24 22:00:00	368.118 5.909.784,91
B2GOLD CORP CA11777Q2099	4,28	3,63% 0,15		16.07.24 22:00:00	3.207.120 13.624.539,60
BADGER INFRASTRUCTURE SOL... CA0565331026	37,96	2,35% 0,87		16.07.24 22:00:00	56.254 2.135.410,61
BALLARD POWER SYSTEMS INC... CA0585861085	3,50	1,16% 0,04		16.07.24 22:00:00	1.180.802 4.057.646,73
BANK OF MONTREAL CA0636711016	119,96	1,15% 1,36		16.07.24 22:00:00	2.949.138 353.059.800,61
BANK OF NOVA SCOTIA CA0641491075	65,58	1,72% 1,11		16.07.24 22:00:00	2.953.142 192.947.260,79
BARRICK GOLD CORP CA0679011084	26,32	4,78% 1,20		16.07.24 22:00:00	3.740.630 97.347.513,09
BAUSCH HEALTH COMPANIES I... CA0717341071	10,32	2,89% 0,29		16.07.24 22:00:00	438.388 4.493.650,97


S&P/TSX COMPOSITE INDEX

BAYTEX ENERGY CORP CA07317Q1054	5,15	-0,96% -0,05		16.07.24 22:00:00	4.891.654 25.206.412,11
BCE INC. CA05534B7604	45,03	0,72% 0,32		16.07.24 22:00:00	2.010.815 90.482.481,83
BELLUS HEALTH INC. CA07987C2040	19,48	-0,10% -0,02		29.06.23 22:00:00	28.666 556.529,25
BIRCHCLIFF ENERGY LTD. CA0906971035	6,33	-0,31% -0,02		16.07.24 22:00:00	798.041 5.050.577,85
BLACKBERRY LTD CA09228F1036	3,49	2,05% 0,07		16.07.24 22:00:00	2.044.677 7.083.181,62
BOARDWALK REAL EST. INV. ... CA0966311064	74,75	0,28% 0,21		16.07.24 22:15:20	45.324 3.383.298,54
BOMBARDIER INC. CLASS B CA0977518616	97,71	2,55% 2,43		16.07.24 22:00:00	307.632 29.820.943,85
BORALEX INC. CLASS A CA09950M3003	34,17	-0,84% -0,29		16.07.24 22:00:00	184.017 6.293.509,24
BOYD GROUP SERVICES INC. ... CA1033101082	263,41	2,89% 7,40		16.07.24 22:00:00	80.020 21.096.734,93
BROOKFIELD ASSET MANAGEME... CA1130041058	57,63	2,02% 1,14		16.07.24 22:00:00	676.319 38.858.169,73
BROOKFIELD BUSINESS PARTN... BMG162341090	28,41	4,26% 1,16		16.07.24 22:00:00	42.519 1.179.178,06
BROOKFIELD CORP. CLASS A CA11271J1075	64,79	2,81% 1,77		16.07.24 22:00:00	1.435.702 92.629.963,11
BROOKFIELD INFRASTRUCTURE... BMG162521014	43,08	3,01% 1,26		16.07.24 22:00:00	447.195 19.221.551,16
BROOKFIELD RENEWABLE PART... BMG162581083	35,41	0,97% 0,34		16.07.24 22:00:00	238.165 8.398.436,94
BRP INC. CA05577W2004	96,84	3,10% 2,91		16.07.24 22:00:00	190.622 18.371.678,44
CAE INC. CA1247651088	26,36	2,61% 0,67		16.07.24 22:00:00	578.008 15.079.529,80
CALIBRE MINING CORP CA13000C2058	2,20	2,33% 0,05		16.07.24 22:00:00	1.507.454 3.305.144,02
CAMECO CORP. CA13321L1085	70,22	-1,65% -1,18		16.07.24 22:00:00	842.566 59.223.504,97
CANADA GOOSE HOLDINGS INC... CA1350861060	16,48	1,73% 0,28		16.07.24 22:00:00	333.352 5.473.475,21
CANADIAN IMPERIAL BK OF C... CA1360691010	68,68	0,72% 0,49		16.07.24 22:15:20	3.325.420 228.300.268,25
CANADIAN NATIONAL RAILWAY... CA1363751027	168,93	1,65% 2,74		16.07.24 22:00:00	1.244.565 209.746.035,95
CANADIAN NATURAL RESOURCE... CA1363851017	49,15	-2,01% -1,01		16.07.24 22:00:00	5.575.378 274.199.645,01
CANADIAN PACIFIC KANSAS C... CA13646K1084	115,24	0,89% 1,02		16.07.24 22:00:00	1.333.207 153.512.140,90
CANADIAN TIRE CORP LTD. CA1366812024	141,31	2,36% 3,26		16.07.24 22:00:00	100.079 14.068.490,37
CANADIAN UTILITIES LTD. CA1367178326	30,25	0,13% 0,04		16.07.24 22:00:00	319.725 9.671.279,24
CANADIAN WESTERN BANK CA13677F1018	45,64	0,55% 0,25		16.07.24 22:00:00	262.269 11.954.588,11
CANFOR CORP. REGISTERED S... CA1375761048	14,85	5,62% 0,79		16.07.24 22:15:20	239.164 3.489.763,46
CAPITAL POWER CORP.	41,46	-0,12%		16.07.24	240.011

S&P/TSX COMPOSITE INDEX

CA14042M1023		-0,05		22:00:00	9.951.021,67
CAPSTONE COPPER CORP, CA14071L1085	9,86	-4,92% -0,51		16.07.24 22:00:00	3.891.376 38.253.005,74
CARGOJET INC. CA14179V5036	132,90	-0,08% -0,10		16.07.24 22:00:00	51.864 6.920.203,84
CCL INDUSTRIES INC. CA1249003098	73,51	2,28% 1,64	■	16.07.24 22:00:00	137.721 10.094.545,09
CDN APARTM. PROP. R.ES.IN... CA1349211054	47,52	0,00% 0,00		16.07.24 22:00:00	281.152 13.337.278,15
CELESTICA INC. CA15101Q2071	86,50	3,31% 2,77	■	16.07.24 22:00:00	601.048 51.549.299,02
CENOVUS ENERGY INC. CA15135U1093	27,90	-1,20% -0,34		16.07.24 22:00:00	5.928.042 165.563.039,92
CENTERRA GOLD INC. CA1520061021	9,59	2,02% 0,19	■	16.07.24 22:00:00	1.086.177 10.394.492,74
CES ENERGY SOLUTIONS CORP... CA15713J1049	7,61	0,66% 0,05		16.07.24 22:00:00	615.580 4.673.277,92
CGI INC. CLASS A CA12532H1047	146,76	2,21% 3,18	■	16.07.24 22:00:00	332.932 48.723.515,83
CHARTWELL RETIREMENT RESI... CA16141A1030	13,12	0,31% 0,04		16.07.24 22:00:00	709.014 9.283.479,61
CHOICE PROPERTIES REIT RE... CA17039A1066	13,78	-0,07% -0,01		16.07.24 22:00:00	600.662 8.257.438,85
CI FINANCIAL CORP CA1254911003	16,20	1,25% 0,20	■	16.07.24 22:00:00	620.163 10.001.817,78
COGECO COMMUNICATIONS INC... CA19239C1068	55,97	0,61% 0,34		16.07.24 22:00:00	100.782 5.642.686,47
COLLIERS INTERNATIONAL GR... CA1946931070	176,80	3,49% 5,97	■	16.07.24 22:00:00	63.287 11.065.240,93
CONSTELLATION SOFTWARE IN... CA21037X1006	4.200,62	0,25% 10,62		16.07.24 22:00:00	40.602 170.126.438,34
CROMBIE REAL ESTATE INV.T... CA2271071094	13,37	0,22% 0,03		16.07.24 22:00:00	173.410 2.317.446,58
CT REIT REG. TRUST UNITS ... CA1264621006	14,22	0,57% 0,08		16.07.24 22:00:00	120.860 1.713.980,59
DEFINITY FINANCIAL CORP..... CA24477T1003	45,92	0,55% 0,25		16.07.24 22:00:00	60.770 2.798.839,45
DENISON MINES CORP CA2483561072	2,90	-2,36% -0,07		16.07.24 22:00:00	1.545.090 4.492.635,04
DESCARTES SYSTEMS GROUP I... CA2499061083	141,92	0,78% 1,10		16.07.24 22:00:00	89.898 12.780.726,05
DOLLARAMA INC. CA25675T1075	128,81	-0,05% -0,07		16.07.24 22:00:00	591.755 76.075.119,15
DREAM INDUSTRIAL REAL EST... CA26153W1095	13,45	1,82% 0,24	■	16.07.24 22:00:00	442.718 5.920.272,18
DUNDEE PRECIOUS METALS IN... CA2652692096	12,10	0,83% 0,10		16.07.24 22:00:00	537.037 6.476.038,85
ELDORADO GOLD CORP. CA2849025093	23,36	2,68% 0,61	■	16.07.24 22:00:00	298.410 6.955.978,71
ELEMENT FLEET MANAGEMENT ... CA2861812014	26,49	2,28% 0,59	■	16.07.24 22:00:00	458.579 12.076.185,85
EMERA INC. CA2908761018	46,55	0,63% 0,29		16.07.24 22:00:00	1.496.295 69.655.561,20
EMPIRE CO. LTD. CA2918434077	35,29	0,00% 0,00		16.07.24 22:00:00	163.460 5.776.179,41

S&P/TSX COMPOSITE INDEX

ENBRIDGE INC. CA29250N1050	49,22	0,55% 0,27		16.07.24 22:00:00	4.657.846 229.215.020,82
ENERGY FUELS INC. CA2926717083	8,82	0,57% 0,05		16.07.24 22:00:00	360.820 3.145.171,16
ENGHOUSE SYSTEMS LTD. CA2929491041	31,53	0,45% 0,14		16.07.24 22:00:00	64.971 2.047.368,11
EQB INC. REGISTERED SHARE... CA26886R1047	97,63	1,43% 1,38		16.07.24 22:15:20	48.074 4.674.633,21
EQUINOX GOLD CORP. CA29446Y5020	8,35	2,45% 0,20		16.07.24 22:00:00	914.917 7.615.157,54
ERO COPPER CORP. CA2960061091	29,48	-2,16% -0,65		16.07.24 22:00:00	310.910 9.098.752,27
EXCHANGE INCOME CORP. REG... CA3012831077	47,70	2,01% 0,94		16.07.24 22:00:00	58.535 2.782.097,30
FAIRFAX FINANCIAL HOLDING... CA3039011026	1.584,15	0,09% 1,48		16.07.24 22:00:00	31.601 50.244.994,34
FILO CORP. CA31729R1055	29,99	-1,22% -0,37		16.07.24 22:00:00	533.921 15.989.076,60
FINNING INTERNATIONAL INC... CA3180714048	41,34	2,99% 1,20		16.07.24 22:00:00	398.309 16.300.576,48
FIRST CAPITAL REAL ESTATE... CA31890B1031	15,93	1,14% 0,18		16.07.24 22:00:00	158.537 2.513.759,10
FIRST MAJESTIC SILVER COR... CA32076V1031	9,33	5,42% 0,48		16.07.24 22:00:00	654.333 6.016.437,46
FIRST QUANTUM MINERALS LI... CA3359341052	17,73	-3,48% -0,64		16.07.24 22:15:20	2.348.724 41.670.204,39
FIRSTSERVICE CORP. CA33767E2024	226,26	1,86% 4,13		16.07.24 22:00:00	32.569 7.341.844,95
FORTIS INC. CA3495531079	54,43	0,70% 0,38		16.07.24 22:00:00	1.182.342 64.326.751,91
FORTUNA MINING CORP. CA3499421020	7,41	2,77% 0,20		16.07.24 22:00:00	506.896 3.732.435,97
FRANCO-NEVADA CORP CA3518581051	179,13	2,85% 4,97		16.07.24 22:00:00	358.540 64.003.318,41
FREEHOLD ROYALTIES LTD. CA3565001086	14,14	-0,07% -0,01		16.07.24 22:00:00	270.957 3.827.137,83
GFL ENVIRONMENTAL INC. CA36168Q1046	53,77	3,28% 1,71		16.07.24 22:00:00	228.227 12.149.848,28
GIBSON ENERGY INC. CA3748252069	22,23	-0,54% -0,12		16.07.24 22:00:00	447.644 9.942.749,42
GILDAN ACTIVEWEAR INC. CA3759161035	54,19	0,95% 0,51		16.07.24 22:00:00	184.802 10.032.635,01
GOEASY LTD. CA3803551074	190,15	3,48% 6,40		16.07.24 22:00:00	51.007 9.563.443,19