

S&P/TSX COMPOSITE INDEX

ISIN: **XC0009695252** WKN: -

Übersicht

16.07.2024 21:20:01

Kurs

22.979,94 CAD

Differenz ▲ 1,00% (228,26)

Stammdaten

ISIN	XC0009695252
Symbol	TSEC
Land	Kanada
Anzahl der enthaltenen Werte im Index	230
Index-Typ	Kursindex
Wertpapierkategorie	Index

Top 5

Name	Kurs	+ - (%)	Trend
SHOPIFY IN...	69,59	+8,36	▲
NOVAGOLD R...	4,505	+6,40	▲
CANFOR COR...	14,835	+5,51	▲
FIRST MAJE...	6,795	+5,08	▲
BARRICK GO...	19,205	+4,58	▲

Intraday 1W 1M 6M 1J 3J

Flop 5

Name	Kurs	+ - (%)	Trend
CAPSTONE C...	9,78	-5,69	▼
FIRST QUAN...	17,73	-3,48	▼
DENISON MI...	2,115	-2,69	▼
TOPAZ ENER...	24,80	-2,67	▼
LABRADOR I...	29,90	-2,54	▼

Intraday 1W 1M 6M 1J 3J



Nähere Infos zu den Ländern &



Die Wertentwicklung der Vergangenheit lässt keine verlässlichen Rückschlüsse auf die zukünftige Entwicklung eines Finanzinstruments zu.

Quelle: FactSet

Aktuellstes Research

Märkte		
Datum	Überschrift	Download
15.07.2024	Aktienempfehlungen Global	Download
12.07.2024	Global Equity Ratings	Download
09.07.2024	Political environment weighs on outlook	Download
09.07.2024	Politisches Umfeld belastet den Ausblick	Download
03.07.2024	Global Strategy 3Q 2024	Download

Regionen

➤ **Märkte nach Region**

Details

16.07.2024 21:20:01

Kurs

22.979,94 CAD

Differenz  1,00% (228,26)

Stammdaten

ISIN	XC0009695252
Symbol	TSEC
Land	Kanada
Wertpapierkategorie	Index
Anzahl der enthaltenen Werte im Index	230

Marktdaten

Eröffnung	22.810,07 CAD
Hoch	22.988,23 CAD
Tief	22.757,67 CAD
Schluss Vortag	22.751,68 CAD
Volumen (Mio.)	102.652.074
Volumen (Stück)	2.351.482.400.150

Performance und Risiko

	6M	1J	3J
Perf (%)	+8,02%	+12,29%	+12,72%
Perf (abs.)	+1.689,80	+2.489,61	+2.567,96
Beta	-	-	-
Volatilität	10,20	11,21	13,07



5J

Die Wertentwicklung der Vergangenheit lässt keine verlässlichen Rückschlüsse auf die zukünftige Entwicklung eines Finanzinstruments zu.

Quelle: FactSet









Kursdaten

Ø Kurs 5 Tage Ø Volumen 5 Tage (Stk.)	22.472,41 CAD (206.853.947)
Ø Kurs 30 Tage Ø Volumen 30 Tage (Stk.)	21.989,14 CAD (221.146.186)
Ø Kurs 100 Tage Ø Volumen 100 Tage (Stk.)	21.975,42 CAD (229.885.478)
Ø Kurs 250 Tage Ø Volumen 250 Tage	20.937,09 CAD (214.937.906)
Hoch seit 1.1. Datum	22.818,42 CAD (15.07.2024)
Tief seit 1.1. Datum	20.466,50 CAD (13.02.2024)
52 Wochen Hoch Datum	22.818,42 CAD (15.07.2024)
52 Wochen Tief Datum	18.692,06 CAD (27.10.2023)

Enthaltene Werte

Seite 1 von 3

<< < > >>

Name  ISIN	Kurs	Diff %  Diff /-	Performance 	Datum Zeit	Gehandelte Stück  Umsatz Geld 
ADVANTAGE ENERGY LTD. CA00791P1071	10,00	-0,30% -0,03		16.07.24 21:20:08	232.538 2.325.692,02
AFRICA OIL CORP CA00829Q1019	2,42	-0,82% -0,02		16.07.24 21:19:42	380.520 918.556,12
AGNICO EAGLE MINES LTD. CA0084741085	104,01	1,74% 1,78		16.07.24 21:20:07	683.701 71.366.673,06
AIR CANADA INC. CA0089118776	17,72	2,61% 0,45		16.07.24 21:20:08	1.254.593 22.098.113,70
ALGONQUIN POWER & UTILITI... CA0158571053	8,54	0,47% 0,04		16.07.24 21:19:46	1.058.797 9.029.128,03
ALIMENTATION COUCHE-TARD ... CA01626P1484	82,65	1,34% 1,09		16.07.24 21:19:21	285.056 23.495.779,89
ALLIED PROP. REAL EST. IN... CA0194561027	17,60	3,04% 0,52		16.07.24 21:18:09	456.145 7.945.076,32
ALTAGAS LTD CA0213611001	30,88	-0,32% -0,10		16.07.24 21:18:43	88.138 2.728.400,27
ALTUS GROUP LTD CA02215R1073	55,765	0,79% 0,44		16.07.24 21:10:47	52.661 2.942.871,64
ARC RESOURCES LTD. CA00208D4084	23,63	-1,34% -0,32		16.07.24 21:20:06	973.329 22.966.537,13
ARITZIA INC. CA04045U1021	47,52	1,73% 0,81		16.07.24 21:19:54	382.369 18.036.893,33
ATCO LTD. CLASS I CA0467894006	39,47	0,23% 0,09		16.07.24 21:12:30	37.916 1.493.735,13
ATHABASCA OIL CORP. CA04682R1073	5,325	-1,57% -0,09		16.07.24 21:20:01	1.551.213 8.283.313,61
ATKINSREALIS GROUP INC. CA04764T1049	58,135	0,79% 0,46		16.07.24 21:18:50	150.196 8.675.391,90
ATS CORP. CA00217Y1043	46,575	2,21% 1,00		16.07.24 21:18:47	62.843 2.913.678,46
AYA GOLD & SILVER INC. CA05466C1095	16,01	-0,12% -0,02		16.07.24 21:18:40	253.760 4.083.138,01
B2GOLD CORP CA11777Q2099	4,28	3,63% 0,15		16.07.24 21:20:09	2.482.653 10.523.792,51
BADGER INFRASTRUCTURE SOL... CA0565331026	38,23	3,07% 1,14		16.07.24 21:17:33	32.349 1.226.194,17
BALLARD POWER SYSTEMS INC... CA0585861085	3,495	1,01% 0,04		16.07.24 21:19:59	982.990 3.365.247,46
BANK OF MONTREAL CA0636711016	119,60	0,84% 1,00		16.07.24 21:20:06	1.184.515 141.460.629,94
BANK OF NOVA SCOTIA CA0641491075	65,45	1,52% 0,98		16.07.24 21:19:54	1.161.758 75.508.489,87
BARRICK GOLD CORP CA0679011084	26,27	4,58% 1,15		16.07.24 21:20:08	2.698.344 69.924.356,99
BAUSCH HEALTH COMPANIES I... CA0717341071	10,46	4,29% 0,43		16.07.24 21:20:04	312.345 3.188.843,55

BAYTEX ENERGY CORP CA07317Q1054	5,135	-1,25% -0,07		16.07.24 21:16:38	3.789.040 19.532.152,60
BCE INC. CA05534B7604	44,96	0,56% 0,25		16.07.24 21:19:52	1.099.056 49.455.997,93
BELLUS HEALTH INC. CA07987C2040	19,48	-0,10% -0,02		29.06.23 22:00:00	28.666 556.529,25
BIRCHCLIFF ENERGY LTD. CA0906971035	6,355	0,08% 0,01		16.07.24 21:19:45	586.217 3.709.589,93
BLACKBERRY LTD CA09228F1036	3,485	1,90% 0,07		16.07.24 21:20:03	1.437.217 4.956.819,76
BOARDWALK REAL EST. INV. ... CA0966311064	74,48	-0,08% -0,06		16.07.24 21:11:19	22.245 1.658.292,72
BOMBARDIER INC. CLASS B CA0977518616	97,72	2,56% 2,44		16.07.24 21:19:38	211.283 20.404.750,30
BORALEX INC. CLASS A CA09950M3003	34,30	-0,46% -0,16		16.07.24 21:17:26	77.998 2.669.525,84
BOYD GROUP SERVICES INC. ... CA1033101082	265,11	3,55% 9,10		16.07.24 21:09:09	60.691 15.998.983,86
BROOKFIELD ASSET MANAGEME... CA1130041058	57,64	2,04% 1,15		16.07.24 21:19:51	409.809 23.506.448,56
BROOKFIELD BUSINESS PARTN... BMG162341090	28,33	3,96% 1,08		16.07.24 21:17:47	33.755 930.211,39
BROOKFIELD CORP. CLASS A CA11271J1075	64,51	2,36% 1,49		16.07.24 21:19:50	561.029 35.998.202,46
BROOKFIELD INFRASTRUCTURE... BMG162521014	42,90	2,58% 1,08		16.07.24 21:19:20	102.588 4.362.305,10
BROOKFIELD RENEWABLE PART... BMG162581083	35,25	0,51% 0,18		16.07.24 21:18:51	102.956 3.610.334,86
BRP INC. CA05577W2004	97,07	3,34% 3,14		16.07.24 21:19:27	161.165 15.517.233,36
CAE INC. CA1247651088	26,07	1,48% 0,38		16.07.24 21:20:04	331.618 8.595.095,30
CALIBRE MINING CORP CA13000C2058	2,19	1,86% 0,04		16.07.24 21:17:56	1.043.197 2.284.587,04
CAMECO CORP. CA13321L1085	69,90	-2,10% -1,50		16.07.24 21:20:05	601.973 42.350.628,32
CANADA GOOSE HOLDINGS INC... CA1350861060	16,53	2,04% 0,33		16.07.24 21:20:09	271.075 4.445.850,67
CANADIAN IMPERIAL BK OF C... CA1360691010	68,805	0,90% 0,62		16.07.24 21:19:54	777.128 53.264.813,62
CANADIAN NATIONAL RAILWAY... CA1363751027	168,98	1,68% 2,79		16.07.24 21:19:47	755.775 127.182.856,20
CANADIAN NATURAL RESOURCE... CA1363851017	48,98	-2,35% -1,18		16.07.24 21:20:07	1.810.508 89.241.041,87
CANADIAN PACIFIC KANSAS C... CA13646K1084	115,61	1,22% 1,39		16.07.24 21:19:42	506.888 58.236.258,11
CANADIAN TIRE CORP LTD. CA1366812024	140,95	2,10% 2,90		16.07.24 21:19:06	59.923 8.398.133,00
CANADIAN UTILITIES LTD. CA1367178326	30,265	0,18% 0,06		16.07.24 21:20:06	92.830 2.807.654,16
CANADIAN WESTERN BANK CA13677F1018	45,56	0,37% 0,17		16.07.24 21:20:08	167.538 7.634.586,95
CANFOR CORP. REGISTERED S... CA1375761048	14,835	5,51% 0,78		16.07.24 21:19:39	172.445 2.501.632,62
CAPITAL POWER CORP.	41,48	-0,07%		16.07.24	95.590

S&P/TSX COMPOSITE INDEX

CA14042M1023		-0,03		21:19:26	3.965.251,21
CAPSTONE COPPER CORP, CA14071L1085	9,78	-5,69% -0,59		16.07.24 21:20:10	2.502.933 24.596.234,94
CARGOJET INC. CA14179V5036	133,21	0,16% 0,21		16.07.24 21:19:56	31.783 4.248.938,99
CCL INDUSTRIES INC. CA1249003098	73,53	2,31% 1,66	█	16.07.24 21:19:15	57.212 4.175.242,75
CDN APARTM. PROP. R.ES.IN... CA1349211054	47,42	-0,21% -0,10		16.07.24 21:19:15	172.582 8.184.001,53
CELESTICA INC. CA15101Q2071	85,95	2,65% 2,22	█	16.07.24 21:19:03	513.158 43.968.113,57
CENOVUS ENERGY INC. CA15135U1093	27,90	-1,20% -0,34		16.07.24 21:20:03	2.403.652 67.224.595,73
CENTERRA GOLD INC. CA1520061021	9,55	1,60% 0,15	█	16.07.24 21:19:26	631.307 6.039.948,16
CES ENERGY SOLUTIONS CORP... CA15713J1049	7,59	0,40% 0,03		16.07.24 21:20:10	332.049 2.521.669,04
CGI INC. CLASS A CA12532H1047	147,04	2,41% 3,46	█	16.07.24 21:20:06	151.886 22.155.970,72
CHARTWELL RETIREMENT RESI... CA16141A1030	13,10	0,15% 0,02		16.07.24 21:18:45	537.873 7.041.202,44
CHOICE PROPERTIES REIT RE... CA17039A1066	13,75	-0,29% -0,04		16.07.24 21:19:57	448.154 6.157.201,88
CI FINANCIAL CORP CA1254911003	16,12	0,75% 0,12		16.07.24 21:19:57	318.662 5.120.433,21
COGECO COMMUNICATIONS INC... CA19239C1068	55,95	0,58% 0,32		16.07.24 21:15:25	62.120 3.478.462,72
COLLIERS INTERNATIONAL GR... CA1946931070	175,39	2,67% 4,56	█	16.07.24 21:17:56	40.256 6.997.829,88
CONSTELLATION SOFTWARE IN... CA21037X1006	4.201,00	0,26% 11,00		16.07.24 21:19:56	21.612 90.361.105,95
CROMBIE REAL ESTATE INV.T... CA2271071094	13,28	-0,45% -0,06		16.07.24 21:20:08	126.447 1.691.380,19
CT REIT REG. TRUST UNITS ... CA1264621006	14,18	0,28% 0,04		16.07.24 21:14:46	74.471 1.054.662,72
DEFINITY FINANCIAL CORP..... CA24477T1003	45,92	0,55% 0,25		16.07.24 21:16:58	47.148 2.173.431,71
DENISON MINES CORP CA2483561072	2,89	-2,69% -0,08		16.07.24 21:19:40	1.259.374 3.665.125,18
DESCARTES SYSTEMS GROUP I... CA2499061083	142,11	0,92% 1,29		16.07.24 21:19:22	51.793 7.372.621,18
DOLLARAMA INC. CA25675T1075	127,56	-1,02% -1,32		16.07.24 21:19:15	231.573 29.745.890,65
DREAM INDUSTRIAL REAL EST... CA26153W1095	13,42	1,59% 0,21	█	16.07.24 21:19:38	252.006 3.361.408,49
DUNDEE PRECIOUS METALS IN... CA2652692096	12,03	0,25% 0,03		16.07.24 21:19:54	315.346 3.791.094,39
ELDORADO GOLD CORP. CA2849025093	23,29	2,37% 0,54	█	16.07.24 21:16:38	242.667 5.654.842,63
ELEMENT FLEET MANAGEMENT ... CA2861812014	26,38	1,85% 0,48	█	16.07.24 21:18:04	204.629 5.354.428,85
EMERA INC. CA2908761018	46,61	0,76% 0,35		16.07.24 21:18:53	387.342 18.027.977,38
EMPIRE CO. LTD. CA2918434077	35,29	0,00% 0,00		16.07.24 21:17:01	87.489 3.096.755,56

S&P/TSX COMPOSITE INDEX

ENBRIDGE INC. CA29250N1050	49,30	0,72% 0,35		16.07.24 21:20:02	1.316.524 64.760.717,07
ENERGY FUELS INC. CA2926717083	8,76	-0,11% -0,01		16.07.24 21:19:24	281.149 2.443.748,34
ENGHOUSE SYSTEMS LTD. CA2929491041	31,59	0,64% 0,20		16.07.24 21:18:46	44.005 1.385.698,94
EQB INC. REGISTERED SHARE... CA26886R1047	97,17	0,96% 0,92		16.07.24 21:19:57	34.839 3.383.906,56
EQUINOX GOLD CORP. CA29446Y5020	8,305	1,90% 0,16		16.07.24 21:19:37	696.380 5.791.506,70
ERO COPPER CORP. CA2960061091	29,52	-2,02% -0,61		16.07.24 21:19:07	241.053 7.040.914,40
EXCHANGE INCOME CORP. REG... CA3012831077	47,72	2,05% 0,96		16.07.24 21:17:24	46.397 2.202.686,83
FAIRFAX FINANCIAL HOLDING... CA3039011026	1.587,40	0,30% 4,73		16.07.24 21:01:53	22.649 36.058.976,20
FILO CORP. CA31729R1055	29,81	-1,81% -0,55		16.07.24 21:18:47	354.763 10.639.492,45
FINNING INTERNATIONAL INC... CA3180714048	41,27	2,82% 1,13		16.07.24 21:19:35	336.448 13.746.117,06
FIRST CAPITAL REAL ESTATE... CA31890B1031	15,81	0,38% 0,06		16.07.24 21:19:03	56.658 892.991,81
FIRST MAJESTIC SILVER COR... CA32076V1031	9,30	5,08% 0,45		16.07.24 21:19:36	482.178 4.410.358,95
FIRST QUANTUM MINERALS LI... CA3359341052	17,73	-3,48% -0,64		16.07.24 21:19:36	1.457.387 25.870.785,88
FIRSTSERVICE CORP. CA33767E2024	225,77	1,64% 3,64		16.07.24 21:11:53	16.106 3.617.234,90
FORTIS INC. CA3495531079	54,39	0,63% 0,34		16.07.24 21:19:59	227.436 12.348.106,25
FORTUNA MINING CORP. CA3499421020	7,36	2,08% 0,15		16.07.24 21:14:10	387.937 2.851.514,36
FRANCO-NEVADA CORP CA3518581051	178,65	2,58% 4,49		16.07.24 21:20:04	123.233 21.865.608,75
FREEHOLD ROYALTIES LTD. CA3565001086	14,11	-0,28% -0,04		16.07.24 21:17:02	197.084 2.784.336,92
GFL ENVIRONMENTAL INC. CA36168Q1046	53,38	2,54% 1,32		16.07.24 21:19:42	159.479 8.459.176,42
GIBSON ENERGY INC. CA3748252069	22,23	-0,54% -0,12		16.07.24 21:20:04	303.919 6.750.516,27
GILDAN ACTIVEWEAR INC. CA3759161035	54,20	0,97% 0,52		16.07.24 21:19:46	101.022 5.496.145,32
GOEASY LTD. CA3803551074	189,285	3,01% 5,54		16.07.24 20:54:08	34.109 6.354.399,53