

S&P/TSX COMPOSITE INDEX

ISIN: **XC0009695252** WKN: -

Overview

2024/07/12 22:51:32	
Price	22,673.52 CAD
Difference	▲ 0.57% (129.39)
General attributes	
ISIN	XC0009695252
Symbol	TSEC
Country	Canada
Instruments in index	230
Type of index	Price Index
Security type	Index
Market data	
Open	22,571.24 CAD
High	22,750.33 CAD
Low	22,571.24 CAD
Close (prev. day)	22,544.13 CAD
Trading volume (m)	187,317,602
Volume (pcs)	4,248,653,559,277



Information about previous performance does not guarantee future performance.
Source: FactSet

Top 5

Name	Price	+ - (%)	Trend
ARITZIA IN...	47.66	+14.82	▲
BALLARD PO...	2.67	+7.10	▲
FILO CORP.	27.98	+6.67	▲
SPIN MASTE...	29.67	+5.29	▲
CAPSTONE C...	10.46	+5.13	▲

Intraday 1w 1m 6m 1y 3y

Flop 5

Name	Price	+ - (%)	Trend
RICHELIEU ...	39.32	-2.26	▼
OSISKO MIN...	3.35	-2.05	▼
BAUSCH HEA...	7.42	-1.85	▼
PRIMO WATE...	20.81	-1.77	▼
NEXGEN ENE...	7.41	-1.75	▼

Intraday 1w 1m 6m 1y 3y

Recent research

on market		
Date	Headline	Download
2024/07/12	Global Equity Ratings	Download
2024/07/12	Aktienempfehlungen Global	Download
2024/07/09	Political environment weighs on outlook	Download
2024/07/09	Politisches Umfeld belastet den Ausblick	Download
2024/07/03	Global Strategy 3Q 2024	Download

Futures and Options

Related Futures -

Related Options -

Details

2024/07/12 22:51:32

Price

22,673.52 CADDifference  0.57% (129.39)

General attributes

ISIN XC0009695252

Symbol TSEC

Country Canada

Security type Index

Instruments in index 230

Market data

Open 22,571.24 CAD

High 22,750.33 CAD

Low 22,571.24 CAD

Close (prev. day) 22,544.13 CAD

Trading volume (m) 187,317,602

Volume (pcs) 4,248,653,559,277

Performance and Risk

	6m	1y	3y
Perf (%)	+8.02%	+12.97%	+12.06%
Perf (abs.)	+1,683.30	+2,602.75	+2,440.44
Beta	-	-	-
Volatility	10.23	11.19	13.07

5y



Information about previous performance does not guarantee future performance.

Source: FactSet

Price data

Ø price 5 days Ø volume 5 days (pcs.)	22,347.30 CAD (202,538,044)
Ø price 30 days Ø volume 30 days (pcs.)	21,967.24 CAD (223,523,300)
Ø price 100 days Ø volume 100 days (pcs.)	21,960.94 CAD (230,165,453)
Ø price 250 days Ø volume 250 days (pcs.)	20,927.56 CAD (215,126,410)
YTD High date	22,750.33 CAD (2024/07/12)
YTD Low date	20,466.50 CAD (2024/02/13)
52 Weeks High date	22,750.33 CAD (2024/07/12)
52 Weeks Low date	18,692.06 CAD (2023/10/27)

Composition

Name ISIN	Price	Diff % Diff +/-	Performance	Date Time	Turnover Pc. Turnover Money
ADVANTAGE ENERGY LTD. CA00791P1071	9.94	-1.00% -0.10		24/07/12 22:00:00	291,341 2,916,538.97
AFRICA OIL CORP CA00829Q1019	2.45	0.41% 0.01		24/07/12 22:00:00	173,070 424,701.64
AGNICO EAGLE MINES LTD. CA0084741085	102.40	0.64% 0.65		24/07/12 22:00:00	607,238 61,960,683.98
AIR CANADA INC. CA0089118776	17.35	1.11% 0.19		24/07/12 22:00:00	1,713,418 29,658,198.83
ALGOMA STEEL GROUP INC CO... CA0156581070	10.06	0.30% 0.03		24/07/12 22:00:00	19,475 195,864.09
ALGONQUIN POWER & UTILITI... CA0158571053	8.58	0.59% 0.05		24/07/12 22:00:00	3,843,723 32,948,388.05
ALIMENTATION COUCHE-TARD ... CA01626P1484	81.49	0.72% 0.58		24/07/12 22:00:00	802,192 65,377,208.11
ALLIED PROPERTIES REAL ES... CA0194561027	16.75	1.15% 0.19		24/07/12 22:00:00	530,862 8,894,562.30
ALTAGAS LTD CA0213611001	30.81	0.03% 0.01		24/07/12 22:00:00	530,331 16,390,388.39
ALTUS GROUP LTD CA02215R1073	54.39	-0.95% -0.52		24/07/12 22:00:00	34,957 1,910,413.80
ARC RESOURCES LTD. CA00208D4084	23.88	-0.25% -0.06		24/07/12 22:00:00	954,716 22,885,741.52
ARITZIA INC. CA04045U1021	47.66	14.82% 6.15		24/07/12 22:00:00	1,737,928 81,487,263.99
ATCO LTD. CLASS I CA0467894006	39.70	-0.08% -0.03		24/07/12 22:00:00	88,952 3,536,436.89
ATHABASCA OIL CORP. CA04682R1073	5.36	1.52% 0.08		24/07/12 22:00:00	1,979,276 10,576,273.64
ATKINSREALIS GROUP INC. CA04764T1049	58.36	0.76% 0.44		24/07/12 22:00:00	279,181 16,284,737.79
ATS CORP. CA00217Y1043	45.41	-0.20% -0.09		24/07/12 22:00:00	137,808 6,257,261.51
AYA GOLD & SILVER INC. CA05466C1095	15.90	0.00% 0.00		24/07/12 22:00:00	261,947 4,161,885.50
B2GOLD CORP CA11777Q2099	4.15	1.97% 0.08		24/07/12 22:00:00	3,521,539 14,496,661.12
BADGER INFRASTRUCTURE SOL... CA0565331026	37.38	1.58% 0.58		24/07/12 22:00:00	75,470 2,791,846.52
BALLARD POWER SYSTEMS INC... CA0585861085	3.62	7.10% 0.24		24/07/12 22:00:00	1,209,191 4,322,655.98
BANK OF MONTREAL CA0636711016	118.09	1.04% 1.21		24/07/12 22:00:00	2,447,273 288,804,495.83
BANK OF NOVA SCOTIA CA0641491075	64.15	0.42% 0.27		24/07/12 22:16:47	4,364,561 280,130,098.89
BARRICK GOLD CORP CA0679011084	25.25	2.06% 0.51		24/07/12 22:15:40	5,776,503 145,089,912.49






















S&P/TSX COMPOSITE INDEX

BAUSCH HEALTH COMPANIES I... CA0717341071	10.10	-1.85% -0.19		24/07/12 22:00:00	425,005 4,322,796.70
BAYTEX ENERGY CORP CA07317Q1054	5.07	-0.20% -0.01		24/07/12 22:00:00	5,550,029 28,190,987.27
BCE INC. CA05534B7604	44.28	0.66% 0.29		24/07/12 22:00:00	2,234,424 98,758,979.45
BELLUS HEALTH INC. CA07987C2040	19.48	-0.10% -0.02		23/06/29 22:00:00	28,666 556,529.25
BIRCHCLIFF ENERGY LTD. CA0906971035	6.39	-0.16% -0.01		24/07/12 22:15:40	1,639,507 10,557,305.35
BLACKBERRY LTD CA09228F1036	3.44	1.47% 0.05		24/07/12 22:00:00	1,094,131 3,745,607.17
BOARDWALK REAL ESTATE INV... CA0966311064	73.89	-0.51% -0.38		24/07/12 22:00:00	52,968 3,933,186.45
BOMBARDIER INC. CLASS B CA0977518616	96.60	1.81% 1.72		24/07/12 22:00:00	484,244 46,283,103.42
BORALEX INC. CLASS A CA09950M3003	35.01	0.92% 0.32		24/07/12 22:00:00	256,249 8,978,702.94
BOYD GROUP SERVICES INC. CA1033101082	251.60	1.49% 3.70		24/07/12 22:00:00	53,480 13,378,983.08
BROOKFIELD ASSET MANAGEME... CA1130041058	55.54	1.33% 0.73		24/07/12 22:00:00	853,883 47,579,047.11
BROOKFIELD BUSINESS PARTN... BMG162341090	27.15	0.56% 0.15		24/07/12 22:00:00	24,888 686,566.17
BROOKFIELD CORP. CLASS A CA11271J1075	62.73	2.37% 1.45		24/07/12 22:15:40	2,384,913 149,306,857.10
BROOKFIELD INFRASTRUCTURE... BMG162521014	42.22	1.69% 0.70		24/07/12 22:00:00	428,983 18,103,815.56
BROOKFIELD RENEWABLE PART... BMG162581083	37.03	-0.40% -0.15		24/07/12 22:00:00	173,798 6,428,992.46
BRP INC. CA05577W2004	94.44	3.17% 2.90		24/07/12 22:00:00	300,425 28,299,571.11
CAE INC. CA1247651088	25.82	1.49% 0.38		24/07/12 22:00:00	879,237 22,644,660.00
CALIBRE MINING CORP CA13000C2058	2.15	0.94% 0.02		24/07/12 22:00:00	1,444,140 3,087,454.60
CAMECO CORP. CA13321L1085	72.12	-1.54% -1.13		24/07/12 22:00:00	1,078,141 78,039,776.62
CANADA GOOSE HOLDINGS INC... CA1350861060	17.89	3.05% 0.53		24/07/12 22:00:00	132,065 2,340,080.55
CANADIAN IMPERIAL BK OF C... CA1360691010	66.99	-0.39% -0.26		24/07/12 22:16:47	2,918,155 196,048,936.34
CANADIAN NATIONAL RAILWAY... CA1363751027	163.81	0.68% 1.10		24/07/12 22:00:00	1,002,815 164,499,204.03
CANADIAN NATURAL RESOURCE... CA1363851017	49.22	-1.28% -0.64		24/07/12 22:00:00	7,339,169 362,208,832.37
CANADIAN PACIFIC KANSAS C... CA13646K1084	113.63	0.12% 0.14		24/07/12 22:00:00	1,157,046 131,588,970.22
CANADIAN TIRE CORP LTD. CA1366812024	140.94	1.32% 1.83		24/07/12 22:00:00	213,209 30,033,270.67
CANADIAN UTILITIES LTD. CA1367178326	30.57	0.69% 0.21		24/07/12 22:00:00	504,531 15,416,890.00
CANADIAN WESTERN BANK CA13677F1018	45.32	0.80% 0.36		24/07/12 22:00:00	334,644 15,214,930.84
CANFOR CORPORATION	13.84	0.36%		24/07/12	415,976

S&P/TSX COMPOSITE INDEX

CA1375761048		0.05		22:00:00	5,739,735.25
CAPITAL POWER CORP. CA14042M1023	42.05	1.33% 0.55		24/07/12 22:00:00	543,842 22,848,842.04
CAPSTONE COPPER CO CA14071L1085	10.46	5.13% 0.51		24/07/12 22:00:00	1,655,926 17,302,273.92
CARGOJET INC. CA14179V5036	132.84	-0.52% -0.69		24/07/12 22:00:00	51,719 6,878,093.45
CCL INDUSTRIES INC. CA1249003098	72.98	0.27% 0.20		24/07/12 22:00:00	126,073 9,209,079.70
CDN APARTMENT PROP REAL E... CA1349211054	47.31	-0.02% -0.01		24/07/12 22:00:00	212,476 10,094,147.41
CELESTICA INC. CA15101Q2071	81.01	-0.09% -0.07		24/07/12 22:15:40	648,186 52,754,998.63
CENOVUS ENERGY INC. CA15135U1093	27.15	0.22% 0.06		24/07/12 22:00:00	2,162,653 58,831,935.67
CENTERRA GOLD INC. CA1520061021	9.59	-0.52% -0.05		24/07/12 22:00:00	635,670 6,068,343.25
CES ENERGY SOLUTIONS CORP... CA15713J1049	7.48	1.22% 0.09		24/07/12 22:00:00	560,186 4,159,260.39
CGI INC. CLASS A CA12532H1047	144.25	0.96% 1.37		24/07/12 22:00:00	475,807 68,767,819.60
CHARTWELL RETIREMENT RESI... CA16141A1030	13.10	0.31% 0.04		24/07/12 22:00:00	315,150 4,118,674.24
CHOICE PROPERTIES REAL ES... CA17039A1066	13.57	1.19% 0.16		24/07/12 22:00:00	378,097 5,136,132.99
CI FINANCIAL CORP CA1254911003	15.74	0.90% 0.14		24/07/12 22:00:00	547,661 8,603,933.04
COGECO COMMUNICATIONS INC... CA19239C1068	53.94	4.05% 2.10		24/07/12 22:00:00	198,576 10,824,459.54
COLLIERS INTERNATIONAL GR... CA1946931070	168.33	1.25% 2.08		24/07/12 22:00:00	59,638 10,032,469.56
CONSTELLATION SOFTWARE IN... CA21037X1006	4,147.15	1.29% 52.70		24/07/12 22:00:00	31,673 131,297,283.51
CROMBIE REAL ESTATE INVES... CA2271071094	13.16	0.69% 0.09		24/07/12 22:00:00	183,688 2,402,039.79
CT REAL ESTATE INVESTMENT... CA1264621006	14.01	0.86% 0.12		24/07/12 22:00:00	168,874 2,363,135.31
DEFINITY FINL CORP COM NP... CA24477T1003	45.58	0.75% 0.34		24/07/12 22:00:00	76,238 3,493,702.09
DENISON MINES CORP CA2483561072	3.04	-1.30% -0.04		24/07/12 22:00:00	1,056,475 3,241,231.53
DESCARTES SYSTEMS GROUP I... CA2499061083	137.76	1.00% 1.36		24/07/12 22:00:00	64,492 8,889,940.44
DOLLARAMA INC. CA25675T1075	129.07	-0.28% -0.36		24/07/12 22:00:00	722,314 93,366,758.60
DREAM INDUSTRIAL REAL EST... CA26153W1095	13.09	0.23% 0.03		24/07/12 22:00:00	281,780 3,699,067.23
DUNDEE PRECIOUS METALS IN... CA2652692096	12.14	-0.41% -0.05		24/07/12 22:00:00	651,398 7,892,894.76
ELDORADO GOLD CORP. CA2849025093	22.57	-0.27% -0.06		24/07/12 22:00:00	232,122 5,202,817.12
ELEMENT FLEET MANAGEMENT ... CA2861812014	25.90	1.41% 0.36		24/07/12 22:00:00	352,541 9,134,407.19
EMERA INC. CA2908761018	46.45	0.58% 0.27		24/07/12 22:00:00	1,506,335 70,108,970.22

S&P/TSX COMPOSITE INDEX

EMPIRE CO. LTD. CA2918434077	35.60	1.11% 0.39		24/07/12 22:00:00	212,910 7,586,425.99
ENBRIDGE INC. CA29250N1050	49.24	0.88% 0.43		24/07/12 22:00:00	3,575,795 175,860,850.72
ENERGY FUELS INC. CA2926717083	8.98	-0.77% -0.07		24/07/12 22:00:00	209,723 1,890,881.45
ENGHOUSE SYSTEMS LTD. CA2929491041	31.60	0.00% 0.00		24/07/12 22:00:00	65,254 2,062,726.12
EQB INC COM NPV CA26886R1047	95.64	0.60% 0.57		24/07/12 22:00:00	26,496 2,530,063.67
EQUINOX GOLD CORP. CA29446Y5020	8.14	-0.37% -0.03		24/07/12 22:00:00	606,200 4,935,357.93
ERO COPPER CORP. CA2960061091	31.18	4.11% 1.23		24/07/12 22:00:00	314,072 9,741,115.80
EXCHANGE INCOME CORPORATI... CA3012831077	46.11	1.05% 0.48		24/07/12 22:00:00	54,382 2,502,379.31
FAIRFAX FINANCIAL HOLDING... CA3039011026	1,580.89	0.27% 4.28		24/07/12 22:00:00	21,008 33,327,359.55
FILO CORP. CA31729R1055	27.98	6.67% 1.75		24/07/12 22:00:00	1,150,763 31,987,090.74
FINNING INTERNATIONAL INC... CA3180714048	40.71	1.57% 0.63		24/07/12 22:00:00	376,269 15,232,104.15
FIRST CAP REAL EST CA31890B1031	15.62	0.26% 0.04		24/07/12 22:00:00	152,421 2,378,913.44
FIRST MAJESTIC SILVER COR... CA32076V1031	8.99	-0.88% -0.08		24/07/12 22:00:00	580,939 5,227,425.09
FIRST QUANTUM MINERALS LI... CA3359341052	19.13	2.46% 0.46		24/07/12 22:00:00	3,798,333 72,684,608.69
FIRSTSERVICE CORP. CA33767E2024	221.93	2.31% 5.01		24/07/12 22:00:00	97,792 21,635,337.18
FORTIS INC. CA3495531079	54.46	0.02% 0.01		24/07/12 22:00:00	625,905 34,158,792.69
FORTUNA MINING CORP. CA3499421020	7.26	-1.49% -0.11		24/07/12 22:00:00	657,035 4,789,924.44
FRANCO-NEVADA CORP CA3518581051	176.02	1.31% 2.27		24/07/12 22:00:00	253,385 44,460,755.05
FREEHOLD ROYALTIES LTD. CA3565001086	14.12	0.57% 0.08		24/07/12 22:00:00	344,743 4,869,845.45
GFL ENVIRONMENTAL INC. CA36168Q1046	51.33	-0.87% -0.45		24/07/12 22:00:00	256,208 13,193,929.96
GIBSON ENERGY INC. CA3748252069	22.63	0.31% 0.07		24/07/12 22:15:40	354,821 8,038,372.37
GILDAN ACTIVEWEAR INC. CA3759161035	53.94	0.56% 0.30		24/07/12 22:00:00	238,516 12,925,709.74