

S&P/TSX COMPOSITE INDEX

ISIN: **XC0009695252** WKN: -

Overview

2024/06/03 23:05:27


Price

22,116.69 CADDifference  -0.68% (-152.43)

General attributes

ISIN	XC0009695252
Symbol	TSEC
Country	Canada
Instruments in index	226
Type of index	Price Index
Security type	Index

Top 5

Name 	Price	+ - (%) 	Trend 
GFL ENVIRO...	34.73	+10.42	
FIRST CAP ...	14.87	+3.48	
BRP INC.	87.40	+2.63	
PASON SYST...	16.92	+2.61	
TRISURA GR...	41.37	+2.58	

Intraday **1w** 1m 6m 1y 3y











Flo 5

Name 	Price	+ - (%) 	Trend 
BAYTEX ENE...	3.43	-6.59	
CENOVUS EN...	19.56	-6.05	
HEADWATER ...	7.18	-5.90	
PRECISION ...	95.55	-5.83	
VEREN INC	11.17	-5.82	

Intraday **1w** 1m 6m 1y 3y

Information about previous performance does not guarantee future performance.
Source: FactSet

Recent research

on market		
Date	Headline	Download
2024/05/29	 Global Equity Ratings	
2024/05/29	 Aktienempfehlungen Global	
2024/05/08	 Marktkommentar	
2024/04/26	 Global Equity Ratings	
2024/04/26	 Aktienempfehlungen Global	

More information on countries & regions

➤ Markets by Region

Details

2024/06/03 23:05:27

Price

22,116.69 CADDifference  -0.68% (-152.43)

General attributes

ISIN XC0009695252

Symbol TSEC

Country Canada

Security type Index

Instruments in index 226

Market data

Open 22,262.05 CAD

High 22,312.13 CAD

Low 22,014.86 CAD

Close (prev. day) 22,269.12 CAD

Trading volume (m) 272,252,429

Volume (pcs) 6,022,235,432,162

Performance and Risk

	6m	1y	3y
Perf (%)	+8.13%	+10.45%	+10.91%
Perf (abs.)	+1,663.82	+2,092.06	+2,175.30
Beta	-	-	-
Volatility	10.16	11.11	12.98



Information about previous performance does not guarantee future performance.

Source: FactSet

Price data

Ø price 5 days Ø volume 5 days (pcs.)	22,124.11 CAD (263,253,641)
Ø price 30 days Ø volume 30 days (pcs.)	22,140.48 CAD (224,734,966)
Ø price 100 days Ø volume 100 days (pcs.)	21,684.80 CAD (221,253,189)
Ø price 250 days Ø volume 250 days (pcs.)	20,695.69 CAD (212,792,658)
YTD High date	22,554.98 CAD (2024/05/21)
YTD Low date	20,466.50 CAD (2024/02/13)
52 Weeks High date	22,554.98 CAD (2024/05/21)
52 Weeks Low date	18,692.06 CAD (2023/10/27)

Composition

Name ISIN	Price	Diff % Diff +/-	Performance	Date Time	Turnover Pc. Turnover Money
ADVANTAGE ENERGY LTD. CA00791P1071	11.29	-2.59% -0.30		24/06/03 22:00:00	271,398 3,084,082.88
AFRICA OIL CORP CA00829Q1019	2.53	-3.07% -0.08		24/06/03 22:00:00	776,596 1,969,145.54
AGNICO EAGLE MINES LTD. CA0084741085	93.57	0.67% 0.62		24/06/03 22:00:00	2,564,897 239,839,669.89
AIR CANADA INC. CA0089118776	18.23	0.16% 0.03		24/06/03 22:00:00	1,293,747 23,530,066.11
ALGOMA STEEL GROUP INC CO... CA0156581070	10.47	-0.19% -0.02		24/06/03 22:00:00	30,699 319,247.68
ALGONQUIN POWER & UTILITI... CA0158571053	8.59	0.23% 0.02		24/06/03 22:00:00	2,600,961 22,340,263.44
ALIMENTATION COUCHE-TARD ... CA01626P1484	79.58	0.04% 0.03		24/06/03 22:00:00	1,196,995 95,078,411.42
ALLIED PROPERTIES REAL ES... CA0194561027	16.78	-0.65% -0.11		24/06/03 22:00:00	670,537 11,235,261.83
ALTAGAS LTD CA0213611001	30.97	0.72% 0.22		24/06/03 22:00:00	922,948 28,590,005.57
ALTUS GROUP LTD CA02215R1073	47.35	0.79% 0.37		24/06/03 22:00:00	33,845 1,605,014.80
ARC RESOURCES LTD. CA00208D4084	25.09	-2.71% -0.70		24/06/03 22:00:00	2,550,848 63,851,604.67
ARITZIA INC. CA04045U1021	34.68	1.85% 0.63		24/06/03 22:00:00	467,027 16,166,765.97
ATCO LTD. CLASS I CA0467894006	40.06	1.37% 0.54		24/06/03 22:00:00	344,784 13,803,836.94
ATHABASCA OIL CORP. CA04682R1073	4.83	-3.59% -0.18		24/06/03 22:00:00	5,458,468 26,343,644.67
ATKINSREALIS GROUP INC. CA04764T1049	52.84	-0.94% -0.50		24/06/03 22:00:00	471,774 24,871,729.07
ATS CORP. CA00217Y1043	43.28	-0.32% -0.14		24/06/03 22:00:00	155,523 6,753,653.70
B2GOLD CORP CA11777Q2099	3.87	0.78% 0.03		24/06/03 22:00:00	1,762,782 6,787,228.25
BADGER INFRASTRUCTURE SOL... CA0565331026	40.22	-1.73% -0.71		24/06/03 22:00:00	69,795 2,793,182.35
BALLARD POWER SYSTEMS INC... CA0585861085	4.16	-0.95% -0.04		24/06/03 22:00:00	426,917 1,773,355.02
BANK OF MONTREAL CA0636711016	121.28	-0.22% -0.27		24/06/03 22:00:00	2,857,346 346,072,547.55
BANK OF NOVA SCOTIA CA0641491075	64.38	-0.22% -0.14		24/06/03 22:00:00	3,665,804 235,756,439.37
BARRICK GOLD CORP CA0679011084	23.76	2.19% 0.51		24/06/03 22:00:00	5,461,179 129,238,520.84
BAUSCH HEALTH COMPANIES I... CA0717341071	8.62	-3.69% -0.33		24/06/03 22:00:00	263,065 2,287,118.09

S&P/TSX COMPOSITE INDEX

BAYTEX ENERGY CORP CA07317Q1054	4.68	-6.59% -0.33		24/06/03 22:00:00	10,178,786 48,081,842.10
BCE INC. CA05534B7604	46.85	0.49% 0.23		24/06/03 22:00:00	2,829,521 132,210,228.20
BELLUS HEALTH INC. CA07987C2040	19.48	-0.10% -0.02		23/06/29 22:00:00	28,666 556,529.25
BIRCHCLIFF ENERGY LTD. CA0906971035	6.08	-2.09% -0.13		24/06/03 22:00:00	1,451,582 8,848,784.28
BLACKBERRY LTD CA09228F1036	3.81	0.26% 0.01		24/06/03 22:00:00	2,870,413 11,057,120.47
BOARDWALK REAL ESTATE INV... CA0966311064	70.80	0.61% 0.43		24/06/03 22:00:00	142,732 10,097,690.02
BOMBARDIER INC. CLASS B CA0977518616	91.92	0.19% 0.17		24/06/03 22:00:00	556,661 51,440,790.92