

S&P/TSX COMPOSITE INDEX

ISIN: **XC0009695252** WKN: -

Overview

2024/05/03 22:42:37	
Price	21,947.41 CAD
Difference	▲ 0.57% (124.19)
General attributes	
ISIN	XC0009695252
Symbol	TSEC
Country	Canada
Instruments in index	227
Type of index	Price Index
Security type	Index
Market data	
Open	21,909.55 CAD
High	21,983.45 CAD
Low	21,859.69 CAD
Close (prev. day)	21,823.22 CAD
Trading volume (m)	228,985,665
Volume (pcs)	5,021,697,721,130



Information about previous performance does not guarantee future performance.
Source: FactSet

Top 5

Name	Price	+ - (%)	Trend
FIRST QUAN...	18.58	+10.73	▲
IGM FINANC...	37.96	+6.24	▲
CAPSTONE C...	9.95	+5.85	▲
TRISURA GR...	44.87	+5.25	▲
TRANSALTA ...	9.66	+4.66	▲

Intraday 1w 1m 6m 1y 3y

Flop 5

Name	Price	+ - (%)	Trend
OPEN TEXT ...	41.38	-14.75	▼
STELLA-JON...	72.49	-9.39	▼
TORONTO-DO...	74.80	-5.84	▼
MAGNA INTE...	46.70	-3.49	▼
PARKLAND C...	40.16	-3.44	▼

Intraday 1w 1m 6m 1y 3y

Recent research

Date	Headline	Download
2024/04/26	Global Equity Ratings	Download
2024/04/26	Aktienempfehlungen Global	Download
2024/04/03	Global Equity Ratings	Download
2024/04/03	Aktienempfehlungen Global	Download
2024/03/26	Global Strategy 2Q 2024	Download

Futures and Options

Related Futures -

Related Options -

Details

2024/05/03 22:42:37

Price

21,947.41 CADDifference  0.57% (124.19)

General attributes

ISIN XC0009695252

Symbol TSEC

Country Canada

Security type Index

Instruments in index 227

Market data

Open 21,909.55 CAD

High 21,983.45 CAD

Low 21,859.69 CAD

Close (prev. day) 21,823.22 CAD

Trading volume (m) 228,985,665

Volume (pcs) 5,021,697,721,130

Performance and Risk

	6m	1y	3y
Perf (%)	+10.71%	+7.82%	+14.23%
Perf (abs.)	+2,122.56	+1,592.73	+2,734.25
Beta	-	-	-
Volatility	9.84	11.34	12.95



Information about previous performance does not guarantee future performance.

Source: FactSet

Price data

Ø price 5 days Ø volume 5 days (pcs.)	21,845.07 CAD (232,218,649)
Ø price 30 days Ø volume 30 days (pcs.)	21,967.52 CAD (222,416,253)
Ø price 100 days Ø volume 100 days (pcs.)	21,387.42 CAD (220,979,335)
Ø price 250 days Ø volume 250 days (pcs.)	20,525.82 CAD (211,212,018)
YTD High date	22,380.16 CAD (2024/04/09)
YTD Low date	20,466.50 CAD (2024/02/13)
52 Weeks High date	22,380.16 CAD (2024/04/09)
52 Weeks Low date	18,692.06 CAD (2023/10/27)

Composition

Name  ISIN	Price	Diff %  Diff +/-	Performance 	Date Time	Turnover Pc.  Turnover Money 
ADVANTAGE ENERGY LTD. CA00791P1071	10.67	-0.65% -0.07		24/05/03 22:00:00	151,530 1,623,334.22
AFRICA OIL CORP CA00829Q1019	2.43	-0.41% -0.01		24/05/03 22:00:00	304,611 745,351.27
AGNICO EAGLE MINES LTD. CA0084741085	89.00	-0.06% -0.05		24/05/03 22:00:00	945,034 83,941,186.20
AIR CANADA INC. CA0089118776	18.76	0.05% 0.01		24/05/03 22:00:00	3,521,140 65,981,984.16
ALGOMA STEEL GROUP INC CO... CA0156581070	10.70	-0.19% -0.02		24/05/03 22:00:00	77,768 827,051.45
ALGONQUIN POWER & UTILITI... CA0158571053	8.94	0.45% 0.04		24/05/03 22:00:00	2,074,736 18,672,700.60
ALIMENTATION COUCHE-TARD ... CA01626P1484	74.99	-0.01% -0.01		24/05/03 22:00:00	796,254 59,621,501.72
ALLIED PROPERTIES REAL ES... CA0194561027	17.13	1.78% 0.30		24/05/03 22:00:00	518,779 8,854,557.41
ALTAGAS LTD CA0213611001	30.36	-0.13% -0.04		24/05/03 22:15:36	698,796 21,153,669.66
ALTUS GROUP LTD CA02215R1073	49.35	-2.80% -1.42		24/05/03 22:00:00	457,362 22,609,366.46
ARC RESOURCES LTD. CA00208D4084	24.62	-0.93% -0.23		24/05/03 22:00:00	1,639,079 40,291,249.85
ARITZIA INC. CA04045U1021	35.82	-0.86% -0.31		24/05/03 22:00:00	1,478,421 50,847,176.21
ATCO LTD. CLASS I CA0467894006	37.80	0.00% 0.00		24/05/03 22:00:00	309,939 11,720,621.47
ATHABASCA OIL CORP. CA04682R1073	4.76	-0.83% -0.04		24/05/03 22:00:00	2,566,527 12,246,066.13
ATS CORP. CA00217Y1043	43.99	-0.86% -0.38		24/05/03 22:00:00	149,949 6,588,615.87
B2GOLD CORP CA11777Q2099	3.40	-0.87% -0.03		24/05/03 22:00:00	4,879,218 16,624,640.57
BADGER INFRASTRUCTURE SOL... CA0565331026	43.30	-1.86% -0.82		24/05/03 22:00:00	163,440 7,144,551.33
BALLARD POWER SYSTEMS INC... CA0585861085	3.83	2.41% 0.09		24/05/03 22:00:00	818,074 3,156,809.25
BANK OF MONTREAL CA0636711016	124.79	1.52% 1.87		24/05/03 22:00:00	2,845,910 354,743,825.33
BANK OF NOVA SCOTIA CA0641491075	64.13	1.31% 0.83		24/05/03 22:00:00	3,735,049 239,222,154.36
BARRICK GOLD CORP CA0679011084	22.52	-0.62% -0.14		24/05/03 22:00:00	2,830,153 63,565,457.38
BAUSCH HEALTH COMPANIES I... CA0717341071	10.68	-3.35% -0.37		24/05/03 22:00:00	341,631 3,705,957.11
BAYTEX ENERGY CORP CA07317Q1054	4.82	-0.82% -0.04		24/05/03 22:00:00	6,353,109 30,653,371.76




S&P/TSX COMPOSITE INDEX

BCE INC. CA05534B7604	45.96	1.82% 0.82		24/05/03 22:00:00	2,967,277 136,109,639.33
BELLUS HEALTH INC. CA07987C2040	19.48	-0.10% -0.02		23/06/29 22:00:00	28,666 556,529.25
BIRCHCLIFF ENERGY LTD. CA0906971035	5.60	1.45% 0.08		24/05/03 22:00:00	806,316 4,490,024.05
BLACKBERRY LTD CA09228F1036	4.01	0.50% 0.02		24/05/03 22:00:00	1,040,438 4,160,110.66
BOARDWALK REAL ESTATE INV... CA0966311064	72.47	1.17% 0.84		24/05/03 22:00:00	97,923 7,073,764.73
BOMBARDIER INC. CLASS B CA0977518616	71.21	2.02% 1.41		24/05/03 22:15:36	552,382 39,225,849.35
BORALEX INC. CLASS A CA09950M3003	29.89	0.67% 0.20		24/05/03 22:00:00	369,085 10,986,903.64
BOYD GROUP SERVICES INC. CA1033101082	264.00	-1.29% -3.46		24/05/03 22:00:00	40,091 10,634,273.57
BROOKFIELD ASSET MANAGEME... CA1130041058	53.51	1.38% 0.73		24/05/03 22:00:00	2,757,566 147,639,170.36
BROOKFIELD BUSINESS PARTN... BMG162341090	25.90	0.00% 0.00		24/05/03 22:00:00	80,294 2,066,607.13
BROOKFIELD CORP. CLASS A CA11271J1075	58.31	2.37% 1.35		24/05/03 22:00:00	1,327,566 77,163,849.24
BROOKFIELD INFRASTRUCTURE... BMG162521014	40.10	2.95% 1.15		24/05/03 22:00:00	577,170 22,993,445.42
BROOKFIELD RENEWABLE PART... BMG162581083	35.34	4.28% 1.45		24/05/03 22:00:00	763,244 26,816,336.32
BRP INC. CA05577W2004	94.30	1.41% 1.31		24/05/03 22:00:00	84,668 8,011,289.47
CAE INC. CA1247651088	28.00	1.41% 0.39		24/05/03 22:00:00	369,832 10,328,857.03
CAMECO CORP. CA13321L1085	66.20	-0.06% -0.04		24/05/03 22:00:00	746,086 49,189,191.15
CANADA GOOSE HOLDINGS INC... CA1350861060	15.52	-0.45% -0.07		24/05/03 22:00:00	184,166 2,865,524.61
CANADIAN IMPERIAL BK OF C... CA1360691010	65.51	1.25% 0.81		24/05/03 22:15:36	11,926,108 781,162,968.05
CANADIAN NATIONAL RAILWAY... CA1363751027	168.97	1.30% 2.17		24/05/03 22:00:00	568,986 95,948,786.20
CANADIAN NATURAL RESOURCE... CA1363851017	102.10	-0.28% -0.29		24/05/03 22:00:00	1,916,690 195,682,747.29
CANADIAN PACIFIC KANSAS C... CA13646K1084	109.09	0.22% 0.24		24/05/03 22:00:00	530,673 57,966,418.58
CANADIAN TIRE CORP LTD. CA1366812024	134.01	1.15% 1.52		24/05/03 22:00:00	195,402 26,174,340.06
CANADIAN UTILITIES LTD. CA1367178326	30.23	-0.23% -0.07		24/05/03 22:00:00	846,567 25,595,323.54
CANADIAN WESTERN BANK CA13677F1018	27.00	0.07% 0.02		24/05/03 22:00:00	225,910 6,102,505.39
CANFOR CORPORATION CA1375761048	10.10	-0.98% -0.10		24/05/03 22:26:22	988 10,225.20
CAPITAL POWER CORP. CA14042M1023	36.05	0.56% 0.20		24/05/03 22:00:00	386,223 13,920,612.87
CAPSTONE COPPER CO CA14071L1085	9.95	5.85% 0.55		24/05/03 22:00:00	3,180,145 31,385,614.34
CARGOJET INC.	120.02	1.05%		24/05/03	45,187

S&P/TSX COMPOSITE INDEX

CA14179V5036		1.25		22:00:00	5,424,679.56
CCL INDUSTRIES INC. CA1249003098	71.19	0.98% 0.69		24/05/03 22:00:00	307,254 21,796,402.73
CDN APARTMENT PROP REAL E... CA1349211054	44.41	2.02% 0.88		24/05/03 22:00:00	353,440 15,677,285.97
CELESTICA INC. CA15101Q2071	61.37	2.05% 1.23		24/05/03 22:15:36	429,017 26,254,987.38
CENOVUS ENERGY INC. CA15135U1093	28.03	-0.50% -0.14		24/05/03 22:16:02	5,494,744 153,751,394.76
CENTERRA GOLD INC. CA1520061021	8.36	0.97% 0.08		24/05/03 22:00:00	716,800 5,994,142.38
CGI INC. CLASS A CA12532H1047	141.86	1.56% 2.18		24/05/03 22:00:00	277,786 39,390,797.80
CHARTWELL RETIREMENT RESI... CA16141A1030	12.62	0.64% 0.08		24/05/03 22:00:00	206,303 2,603,370.19
CHOICE PROPERTIES REAL ES... CA17039A1066	13.11	-0.30% -0.04		24/05/03 22:00:00	218,262 2,866,785.64
CI FINANCIAL CORP CA1254911003	16.70	2.45% 0.40		24/05/03 22:00:00	640,873 10,691,132.13
COGECO COMMUNICATIONS INC... CA19239C1068	55.42	-0.02% -0.01		24/05/03 22:00:00	54,286 3,010,358.39
COLLIERS INTERNATIONAL GR... CA1946931070	147.58	3.32% 4.74		24/05/03 22:00:00	48,080 7,093,630.69
CONSTELLATION SOFTWARE IN... CA21037X1006	3,638.01	2.64% 93.47		24/05/03 22:00:00	16,153 58,442,468.26
CRESCENT POINT ENERGY COR... CA22576C1014	11.83	-0.76% -0.09		24/05/03 22:00:00	1,908,665 22,590,717.58
CROMBIE REAL ESTATE INVES... CA2271071094	12.83	-0.08% -0.01		24/05/03 22:15:36	118,270 1,522,229.81
CT REAL ESTATE INVESTMENT... CA1264621006	13.70	0.74% 0.10		24/05/03 22:15:36	189,548 2,599,829.56
DEFINITY FINL CORP COM NP... CA24477T1003	46.05	0.09% 0.04		24/05/03 22:00:00	119,185 5,474,407.89
DENISON MINES CORP CA2483561072	2.93	1.38% 0.04		24/05/03 22:00:00	1,437,452 4,188,675.26
DESCARTES SYSTEMS GROUP I... CA2499061083	130.54	0.28% 0.37		24/05/03 22:00:00	72,949 9,503,927.44
DOLLARAMA INC. CA25675T1075	116.70	1.24% 1.43		24/05/03 22:15:36	259,990 30,317,933.69
DREAM INDUSTRIAL REAL EST... CA26153W1095	12.77	0.79% 0.10		24/05/03 22:00:00	285,664 3,643,752.23
DUNDEE PRECIOUS METALS IN... CA2652692096	10.64	0.09% 0.01		24/05/03 22:00:00	581,547 6,178,450.31
ELDORADO GOLD CORP. CA2849025093	19.59	-2.20% -0.44		24/05/03 22:00:00	247,426 4,860,596.75
ELEMENT FLEET MANAGEMENT ... CA2861812014	22.75	1.47% 0.33		24/05/03 22:00:00	592,407 13,458,055.80
EMERA INC. CA2908761018	46.94	0.49% 0.23		24/05/03 22:00:00	1,263,796 59,377,527.61
EMPIRE CO. LTD. CA2918434077	32.40	0.53% 0.17		24/05/03 22:00:00	163,563 5,290,565.19
ENBRIDGE INC. CA29250N1050	49.73	-0.20% -0.10		24/05/03 22:15:36	5,589,843 278,889,748.61
ENERGY FUELS INC. CA2926717083	7.61	-0.52% -0.04		24/05/03 22:00:00	287,518 2,189,769.99

S&P/TSX COMPOSITE INDEX

ENERPLUS CORP CA2927661025	26.76	0.49% 0.13		24/05/03 22:00:00	454,674 12,122,248.89
ENGHOUSE SYSTEMS LTD. CA2929491041	30.02	2.28% 0.67		24/05/03 22:00:00	53,186 1,598,023.26
EQB INC COM NPV CA26886R1047	85.92	1.44% 1.22		24/05/03 22:00:00	44,645 3,832,216.04
EQUINOX GOLD CORP. CA29446Y5020	7.40	-0.80% -0.06		24/05/03 22:00:00	520,404 3,862,925.08
ERO COPPER CORP. CA2960061091	28.51	1.93% 0.54		24/05/03 22:15:36	214,317 6,107,136.05
EXCHANGE INCOME CORPORATI... CA3012831077	46.33	0.50% 0.23		24/05/03 22:00:00	52,780 2,450,052.55
FAIRFAX FINANCIAL HOLDING... CA3039011026	1,543.33	1.27% 19.35		24/05/03 22:00:00	66,167 100,659,344.70
FILO CORP. CA31729R1055	24.83	1.64% 0.40		24/05/03 22:00:00	135,677 3,376,655.97
FINNING INTERNATIONAL INC... CA3180714048	40.38	-1.01% -0.41		24/05/03 22:00:00	455,417 18,488,527.68
FIRST CAPITAL REAL ESTATE... CA31890B1031	15.24	0.99% 0.15		24/05/03 22:00:00	233,650 3,571,217.42
FIRST MAJESTIC SILVER COR... CA32076V1031	9.17	-0.43% -0.04		24/05/03 22:00:00	710,658 6,532,703.36
FIRST QUANTUM MINERALS LI... CA3359341052	18.58	10.73% 1.80		24/05/03 22:00:00	4,696,286 84,920,656.89
FIRSTSERVICE CORP. CA33767E2024	204.83	-0.47% -0.96		24/05/03 22:00:00	63,293 12,983,703.74
FORTIS INC. CA3495531079	54.59	0.39% 0.21		24/05/03 22:00:00	825,042 45,039,778.45
FORTUNA SILVER MINES INC. CA3499151080	6.29	-2.02% -0.13		24/05/03 22:00:00	512,972 3,245,071.27
FRANCO-NEVADA CORP CA3518581051	168.57	1.92% 3.17		24/05/03 22:00:00	272,892 45,725,649.20
FREEHOLD ROYALTIES LTD. CA3565001086	13.95	-0.36% -0.05		24/05/03 22:00:00	204,382 2,857,017.78
GFL ENVIRONMENTAL INC. CA36168Q1046	44.84	-2.01% -0.92		24/05/03 22:00:00	443,639 19,988,048.58
GIBSON ENERGY INC. CA3748252069	22.15	-0.05% -0.01		24/05/03 22:15:36	230,134 5,110,473.42
GILDAN ACTIVEWEAR INC. CA3759161035	45.30	-1.29% -0.59		24/05/03 22:00:00	234,324 10,685,601.92
GOEASY LTD. CA3803551074	181.60	-0.06% -0.11		24/05/03 22:00:00	22,989 4,200,472.03
GRANITE REAL ESTATE INVES... CA3874371147	69.69	0.11% 0.08		24/05/03 22:00:00	111,432 7,772,686.14