

S&P/TSX COMPOSITE INDEX

ISIN: **XC0009695252** WKN: -

Übersicht

01.05.2024 23:08:22

Kurs

21.728,55 CAD

Differenz ▲ 0,06% (14,01)

Stammdaten

ISIN	XC0009695252
Symbol	TSEC
Land	Kanada
Anzahl der enthaltenen Werte im Index	227
Index-Typ	Kursindex
Wertpapierkategorie	Index

Top 5

Name	Kurs	+ - (%)	Trend
BROOKFIELD...	23,30	+11,45	▲
NEW GOLD I...	1,90	+9,66	▲
BOMBARDIER...	67,35	+7,38	▲
ENERGY FUE...	5,43	+4,77	▲
NOVAGOLD R...	3,03	+4,75	▲

Intraday 1W 1M 6M 1J 3J

Flop 5

Name	Kurs	+ - (%)	Trend
TILRAY INC...	2,01	-19,30	▼
BAYTEX ENE...	3,52	-5,10	▼
CARGOJET I...	117,08	-4,81	▼
WHITECAP R...	10,00	-4,21	▼
KELT EXPLO...	6,01	-3,84	▼

Intraday 1W 1M 6M 1J 3J



Nähere Infos zu den Ländern &



Die Wertentwicklung der Vergangenheit lässt keine verlässlichen Rückschlüsse auf die zukünftige Entwicklung eines Finanzinstruments zu.

Quelle: FactSet

Aktuellstes Research

Märkte			
Datum		Überschrift	Download
26.04.2024		Global Equity Ratings	↓
26.04.2024		Aktienempfehlungen Global	↓
03.04.2024		Global Equity Ratings	↓
03.04.2024		Aktienempfehlungen Global	↓
26.03.2024		Global Strategy 2Q 2024	↓

Regionen

➤ **Märkte nach Region**

Details

01.05.2024 23:08:22

Kurs

21.728,55 CAD

Differenz  0,06% (14,01)

Stammdaten

ISIN	XC0009695252
Symbol	TSEC
Land	Kanada
Wertpapierkategorie	Index
Anzahl der enthaltenen Werte im Index	227

Marktdaten

Eröffnung	21.692,03 CAD
Hoch	21.911,32 CAD
Tief	21.623,71 CAD
Schluss Vortag	21.714,54 CAD
Volumen (Mio.)	241.507.226
Volumen (Stück)	5.244.812.476.992

Performance und Risiko

	6M	1J	3J
Perf (%)	+13,89%	+5,40%	+13,71%
Perf (abs.)	+2.649,55	+1.113,45	+2.620,22
Beta	-	-	-
Volatilität	9,92	11,34	12,95



Die Wertentwicklung der Vergangenheit lässt keine verlässlichen Rückschlüsse auf die zukünftige Entwicklung eines Finanzinstruments zu.

Quelle: FactSet
























Kursdaten

Ø Kurs 5 Tage Ø Volumen 5 Tage (Stk.)	21.861,87 CAD (221.186.342)
Ø Kurs 30 Tage Ø Volumen 30 Tage (Stk.)	21.979,60 CAD (223.210.214)
Ø Kurs 100 Tage Ø Volumen 100 Tage (Stk.)	21.355,81 CAD (221.039.449)
Ø Kurs 250 Tage Ø Volumen 250 Tage	20.513,86 CAD (211.214.425)
Hoch seit 1.1. Datum	22.380,16 CAD (09.04.2024)
Tief seit 1.1. Datum	20.466,50 CAD (13.02.2024)
52 Wochen Hoch Datum	22.380,16 CAD (09.04.2024)
52 Wochen Tief Datum	18.692,06 CAD (27.10.2023)

Enthaltene Werte

Seite 1 von 3

<< < > >>

Name  ISIN	Kurs	Diff %  Diff /-	Performance 	Datum Zeit	Gehandelte Stück  Umsatz Geld 
ADVANTAGE ENERGY LTD. CA00791P1071	10,65	-0,84% -0,09		01.05.24 21:59:59	456.411 4.861.219,12
AFRICA OIL CORP CA00829Q1019	2,43	-0,82% -0,02		01.05.24 22:00:00	322.262 788.395,94
AGNICO EAGLE MINES LTD. CA0084741085	88,41	1,41% 1,23		01.05.24 22:00:00	1.081.883 95.488.626,98
AIR CANADA INC. CA0089118776	20,46	0,69% 0,14		01.05.24 22:15:15	2.100.244 42.731.292,67
ALGONQUIN POWER & UTILITI... CA0158571053	8,60	2,26% 0,19		01.05.24 21:59:59	1.930.023 16.581.739,03
ALIMENTATION COUCHE-TARD ... CA01626P1484	75,76	-0,71% -0,54		01.05.24 22:15:15	674.070 51.114.615,79
ALLIED PROP. REAL EST. IN... CA0194561027	16,91	-0,12% -0,02		01.05.24 22:00:00	618.095 10.498.115,60
ALTAGAS LTD CA0213611001	30,13	-0,17% -0,05		01.05.24 22:15:15	536.832 16.180.664,24
ALTUS GROUP LTD CA02215R1073	51,31	1,56% 0,79		01.05.24 22:00:00	69.980 3.550.801,19
ARC RESOURCES LTD. CA00208D4084	24,43	-2,01% -0,50		01.05.24 22:00:00	5.332.434 130.230.458,70
ARITZIA INC. CA04045U1021	35,36	-0,79% -0,28		01.05.24 21:59:59	282.116 10.020.415,49
ATCO LTD. CLASS I CA0467894006	37,61	0,11% 0,04		01.05.24 22:00:00	162.236 6.097.233,29
ATHABASCA OIL CORP. CA04682R1073	4,66	-2,92% -0,14		01.05.24 22:00:00	4.443.832 20.829.077,18
ATS CORP. CA00217Y1043	44,30	-2,19% -0,99		01.05.24 22:00:00	178.715 7.991.426,22
B2GOLD CORP CA11777Q2099	3,51	0,86% 0,03		01.05.24 22:00:00	2.220.192 7.799.405,74
BADGER INFRASTRUCTURE SOL... CA0565331026	44,87	-0,18% -0,08		01.05.24 22:00:00	32.972 1.471.595,06
BALLARD POWER SYSTEMS INC... CA0585861085	3,64	0,55% 0,02		01.05.24 22:00:00	667.090 2.456.967,88
BANK OF MONTREAL CA0636711016	123,34	0,30% 0,37		01.05.24 22:15:15	2.833.657 349.178.842,80
BANK OF NOVA SCOTIA CA0641491075	63,68	0,82% 0,52		01.05.24 22:00:00	3.287.200 209.042.852,77
BARRICK GOLD CORP CA0679011084	22,52	-1,57% -0,36		01.05.24 22:15:15	4.033.906 91.282.858,81
BAUSCH HEALTH COMPANIES I... CA0717341071	12,03	-0,17% -0,02		01.05.24 22:00:00	431.437 5.219.728,43
BAYTEX ENERGY CORP CA07317Q1054	4,84	-5,10% -0,26		01.05.24 22:00:00	7.337.064 35.833.565,42
BCE INC. CA05534B7604	45,765	1,18% 0,54		01.05.24 21:59:59	2.516.814 114.664.951,69

S&P/TSX COMPOSITE INDEX

BELLUS HEALTH INC. CA07987C2040	19,48	-0,10% -0,02		29.06.23 22:00:00	28.666 556.529,25
BIRCHCLIFF ENERGY LTD. CA0906971035	5,47	-3,36% -0,19		01.05.24 22:00:00	946.137 5.205.115,10
BLACKBERRY LTD CA09228F1036	3,92	1,82% 0,07	█	01.05.24 22:00:00	1.749.697 6.857.613,35
BOARDWALK REAL EST. INV. ... CA0966311064	71,74	1,23% 0,87	█	01.05.24 22:00:00	120.756 8.601.308,44
BOMBARDIER INC. CLASS B CA0977518616	67,35	7,38% 4,63	█	01.05.24 22:00:00	1.083.562 72.118.766,74
BORALEX INC. CLASS A CA09950M3003	28,92	4,67% 1,29	█	01.05.24 22:00:00	325.625 9.377.644,43
BOYD GROUP SERVICES INC. ... CA1033101082	264,90	2,90% 7,47	█	01.05.24 22:00:00	54.090 14.276.314,56
BROOKFIELD ASSET MANAGEME... CA1130041058	52,56	-0,06% -0,03		01.05.24 22:00:00	1.311.256 68.892.537,64
BROOKFIELD BUSINESS PARTN... BMG162341090	25,80	0,12% 0,03		01.05.24 22:00:00	38.356 989.935,49
BROOKFIELD CORP. CLASS A CA11271J1075	56,37	2,08% 1,15	█	01.05.24 22:00:00	1.371.923 76.737.326,99
BROOKFIELD INFRASTRUCTURE... BMG162521014	37,97	2,73% 1,01	█	01.05.24 22:00:00	997.361 37.431.296,40
BROOKFIELD RENEWABLE PART... BMG162581083	32,21	11,45% 3,31	█	01.05.24 22:00:00	1.105.630 34.749.972,78
BRP INC. CA05577W2004	92,53	-0,10% -0,09		01.05.24 22:00:00	92.525 8.550.977,54
CAE INC. CA1247651088	27,15	2,22% 0,59	█	01.05.24 21:59:59	645.487 17.465.717,69
CAMECO CORP. CA13321L1085	64,56	2,79% 1,75	█	01.05.24 22:00:00	1.547.547 100.700.725,68
CANADA GOOSE HOLDINGS INC... CA1350861060	15,47	-0,45% -0,07		01.05.24 22:00:00	189.477 2.923.835,96
CANADIAN IMPERIAL BK OF C... CA1360691010	64,51	0,39% 0,25		01.05.24 22:00:00	3.270.688 210.862.790,60
CANADIAN NATIONAL RAILWAY... CA1363751027	166,50	-0,35% -0,59		01.05.24 22:00:00	962.755 160.076.768,40
CANADIAN NATURAL RESOURCE... CA1363851017	103,02	-1,25% -1,30		01.05.24 22:15:15	2.452.100 253.427.568,80
CANADIAN PACIFIC KANSAS C... CA13646K1084	106,76	-1,15% -1,24		01.05.24 22:00:00	2.213.776 236.455.138,32
CANADIAN TIRE CORP LTD. CA1366812024	132,45	-0,41% -0,54		01.05.24 22:00:00	439.967 58.370.742,72
CANADIAN UTILITIES LTD. CA1367178326	30,43	-1,14% -0,35		01.05.24 22:00:00	332.406 10.104.300,11
CANADIAN WESTERN BANK CA13677F1018	27,00	2,23% 0,59	█	01.05.24 22:00:00	190.228 5.087.083,12
CANFOR CORP. REGISTERED S... CA1375761048	15,12	4,20% 0,61	█	01.05.24 22:00:00	261.595 3.906.998,15
CAPITAL POWER CORP. CA14042M1023	35,53	-1,11% -0,40		01.05.24 22:00:00	1.733.092 60.340.922,50
CAPSTONE COPPER CORP, CA14071L1085	9,40	-1,36% -0,13		01.05.24 22:23:32	3.226.593 30.358.163,42
CARGOJET INC. CA14179V5036	117,08	-4,81% -5,92		01.05.24 22:00:00	55.147 6.540.151,09
CCL INDUSTRIES INC.	70,81	0,73%	█	01.05.24	105.303

S&P/TSX COMPOSITE INDEX

CA1249003098		0,51		21:59:59	7.463.280,83
CDN APARTM. PROP. R.ES.IN...	42,82	-0,07%		01.05.24	303.419
CA1349211054		-0,03		22:00:00	13.001.791,83
CELESTICA INC.	59,84	0,39%		01.05.24	523.258
CA15101Q2071		0,23		22:00:00	30.983.952,96
CENOVUS ENERGY INC.	27,99	-1,03%		01.05.24	7.007.851
CA15135U1093		-0,29		22:45:06	196.567.566,60
CENTERRA GOLD INC.	8,44	0,72%		01.05.24	308.367
CA1520061021		0,06		22:00:00	2.600.494,39
CGI INC. CLASS A	136,70	-2,00%		01.05.24	424.166
CA12532H1047		-2,79		22:15:16	58.019.221,06
CHARTWELL RETIREMENT RESI...	12,48	-0,08%		01.05.24	164.310
CA16141A1030		-0,01		22:00:00	2.043.428,36
CHOICE PROPERTIES REIT RE...	12,90	-0,92%		01.05.24	939.340
CA17039A1066		-0,12		22:00:00	12.179.066,45
CI FINANCIAL CORP	16,41	0,92%		01.05.24	240.678
CA1254911003		0,15		22:00:00	3.937.474,62
COGECO COMMUNICATIONS INC...	54,50	-0,13%		01.05.24	24.100
CA19239C1068		-0,07		22:00:00	1.312.590,71
COLLIERS INTERNATIONAL GR...	143,90	0,38%		01.05.24	73.284
CA1946931070		0,54		22:00:00	10.549.773,28
CONSTELLATION SOFTWARE IN...	3.616,70	2,04%		01.05.24	16.664
CA21037X1006		72,42		22:15:15	60.212.872,67
CRESCENT POINT ENERGY COR...	11,70	-3,62%		01.05.24	4.465.750
CA22576C1014		-0,44		22:00:00	52.535.970,99
CROMBIE REAL ESTATE INV.T...	12,74	-0,86%		01.05.24	106.391
CA2271071094		-0,11		22:00:00	1.360.585,58
CT REIT REG. TRUST UNITS ...	13,41	-0,15%		01.05.24	106.047
CA1264621006		-0,02		22:00:00	1.428.439,19
DEFINITY FINANCIAL CORP.....	46,54	1,42%		01.05.24	39.642
CA24477T1003		0,65		22:00:00	1.841.607,39
DENISON MINES CORP	2,82	2,92%		01.05.24	2.257.556
CA2483561072		0,08		22:00:00	6.465.430,85
DESCARTES SYSTEMS GROUP I...	130,50	2,19%		01.05.24	119.332
CA2499061083		2,80		22:00:00	15.539.056,30
DOLLARAMA INC.	115,17	0,29%		01.05.24	258.470
CA25675T1075		0,33		22:15:15	29.814.418,46
DREAM INDUSTRIAL REAL EST...	12,48	0,56%		01.05.24	257.085
CA26153W1095		0,07		22:00:00	3.204.284,18
DUNDEE PRECIOUS METALS IN...	10,55	1,25%		01.05.24	292.011
CA2652692096		0,13		22:00:00	3.085.659,05
ELDORADO GOLD CORP.	19,84	1,12%		01.05.24	355.363
CA2849025093		0,22		22:00:00	7.086.235,25
ELEMENT FLEET MANAGEMENT ...	21,95	-0,09%		01.05.24	398.008
CA2861812014		-0,02		22:00:00	8.748.684,99
EMERA INC.	46,49	0,13%		01.05.24	407.167
CA2908761018		0,06		21:59:59	18.917.347,07
EMPIRE CO. LTD.	31,90	-0,53%		01.05.24	244.357
CA2918434077		-0,17		22:15:15	7.804.003,50
ENBRIDGE INC.	48,99	0,08%		01.05.24	6.890.852
CA29250N1050		0,04		22:15:16	337.494.436,65
ENERGY FUELS INC.	7,47	4,77%		01.05.24	642.854
CA2926717083		0,34		22:00:00	4.910.822,61
ENERPLUS CORP	26,58	-1,30%		01.05.24	394.219
CA2927661025		-0,35		22:00:00	10.451.175,04

S&P/TSX COMPOSITE INDEX

ENGHOUSE SYSTEMS LTD. CA2929491041	30,00	0,64% 0,19	█	01.05.24 22:00:00	33.571 1.007.863,92
EQB INC. REGISTERED SHARE... CA26886R1047	84,82	2,06% 1,71	█	01.05.24 22:00:00	58.765 4.921.791,92
EQUINOX GOLD CORP. CA29446Y5020	7,49	0,54% 0,04	█	01.05.24 21:59:59	785.035 5.888.396,76
ERO COPPER CORP. CA2960061091	28,115	0,16% 0,05		01.05.24 21:59:59	315.202 8.860.113,84
EXCHANGE INCOME CORP. REG... CA3012831077	46,70	0,69% 0,32	█	01.05.24 22:00:00	45.730 2.129.204,65
FAIRFAX FINANCIAL HOLDING... CA3039011026	1.528,35	2,11% 31,64	█	01.05.24 21:59:59	26.314 39.960.537,88
FILO CORP. CA31729R1055	24,49	-0,73% -0,18		01.05.24 22:00:00	183.674 4.473.635,01
FINNING INTERNATIONAL INC... CA3180714048	41,55	-3,80% -1,64		01.05.24 22:00:00	307.392 12.868.390,49
FIRST CAPITAL REAL ESTATE... CA31890B1031	14,89	0,74% 0,11	█	01.05.24 22:00:00	279.253 4.167.239,42
FIRST MAJESTIC SILVER COR... CA32076V1031	9,24	0,65% 0,06	█	01.05.24 22:00:00	684.958 6.375.123,17
FIRST QUANTUM MINERALS LI... CA3359341052	17,29	-1,09% -0,19		01.05.24 21:59:59	2.156.842 37.126.112,16
FIRSTSERVICE CORP. CA33767E2024	201,65	-0,27% -0,55		01.05.24 22:00:00	58.865 11.885.060,06
FORTIS INC. CA3495531079	54,36	0,55% 0,30	█	01.05.24 22:15:16	1.272.602 69.132.604,18
FORTUNA SILVER MINES INC. CA3499151080	6,48	3,68% 0,23	█	01.05.24 22:00:00	702.631 4.537.128,91
FRANCO-NEVADA CORP CA3518581051	167,59	1,13% 1,87	█	01.05.24 22:00:00	283.043 47.467.774,73
FREEHOLD ROYALTIES LTD. CA3565001086	13,96	-1,48% -0,21		01.05.24 22:00:00	413.377 5.784.341,30
GFL ENVIRONMENTAL INC. CA36168Q1046	43,82	-0,25% -0,11		01.05.24 21:59:59	232.227 10.133.122,88
GIBSON ENERGY INC. CA3748252069	22,11	-2,08% -0,47		01.05.24 22:00:00	692.583 15.328.907,00
GILDAN ACTIVEWEAR INC. CA3759161035	47,60	-0,25% -0,12		01.05.24 22:00:00	175.132 8.356.547,43
GOEASY LTD. CA3803551074	178,73	1,53% 2,69	█	01.05.24 21:59:59	48.549 8.559.266,35
GRANITE REAL ESTATE INVES... CA3874371147	68,15	0,15% 0,10		01.05.24 22:00:00	68.438 4.657.050,03
GREAT-WEST LIFECO INC. CA39138C1068	40,78	0,17% 0,07		01.05.24 21:59:59	510.567 20.821.566,69