

# S&P/TSX COMPOSITE INDEX

ISIN: **XC0009695252** WKN: -

## Übersicht

29.04.2024 22:37:33

Kurs

**22.011,62** CAD

Differenz ▲ 0,19% (42,38)

### Stammdaten

ISIN	XC0009695252
Symbol	TSEC
Land	Kanada
Anzahl der enthaltenen Werte im Index	227
Index-Typ	Kursindex
Wertpapierkategorie	Index

### Top 5

Name	Kurs	+ - (%)	Trend
NEXGEN ENE...	8,45	+6,07	<span style="color: green;">▲</span>
ARIZIA IN...	35,30	+5,34	<span style="color: green;">▲</span>
DENISON MI...	2,14	+5,05	<span style="color: green;">▲</span>
BALLARD PO...	2,69	+4,52	<span style="color: green;">▲</span>
NOVAGOLD R...	3,06	+4,48	<span style="color: green;">▲</span>

Intraday 1W 1M 6M 1J 3J

### Flop 5

Name	Kurs	+ - (%)	Trend
FIRST QUAN...	17,57	-3,83	<span style="color: red;">▼</span>
INTERFOR C...	17,47	-2,46	<span style="color: red;">▼</span>
WEST FRASE...	104,90	-2,42	<span style="color: red;">▼</span>
FIRST MAJE...	6,85	-2,29	<span style="color: red;">▼</span>
CROMBIE RE...	12,65	-2,09	<span style="color: red;">▼</span>

Intraday 1W 1M 6M 1J 3J



Nähere Infos zu den Ländern &



Die Wertentwicklung der Vergangenheit lässt keine verlässlichen Rückschlüsse auf die zukünftige Entwicklung eines Finanzinstruments zu.

Quelle: FactSet

### Aktuellstes Research

Märkte			
Datum		Überschrift	Download
26.04.2024		Global Equity Ratings	<a href="#">↓</a>
26.04.2024		Aktienempfehlungen Global	<a href="#">↓</a>
03.04.2024		Global Equity Ratings	<a href="#">↓</a>
03.04.2024		Aktienempfehlungen Global	<a href="#">↓</a>
26.03.2024		Global Strategy 2Q 2024	<a href="#">↓</a>

**Regionen**

➤ **Märkte nach Region**

## Details

29.04.2024 22:37:33

Kurs

22.011,62 CAD

Differenz ▲ 0,19% (42,38)

## Stammdaten

ISIN	XC0009695252
Symbol	TSEC
Land	Kanada
Wertpapierkategorie	Index
Anzahl der enthaltenen Werte im Index	227

## Marktdaten

Eröffnung	22.009,01 CAD
Hoch	22.052,06 CAD
Tief	21.903,05 CAD
Schluss Vortag	21.969,24 CAD
Volumen (Mio.)	215.065.886
Volumen (Stück)	4.731.028.940.807

## Performance und Risiko

	6M	1J	3J
Perf (%)	+17,47%	+6,66%	+14,31%
Perf (abs.)	+3.274,23	+1.375,08	+2.755,70
Beta	-	-	-
Volatilität	10,51	11,32	12,94



Die Wertentwicklung der Vergangenheit lässt keine verlässlichen Rückschlüsse auf die zukünftige Entwicklung eines Finanzinstruments zu.

Quelle: FactSet






## Kursdaten

Ø Kurs 5 Tage   Ø Volumen 5 Tage (Stk.)	21.950,34 CAD (204.766.237)
Ø Kurs 30 Tage   Ø Volumen 30 Tage (Stk.)	21.988,09 CAD (221.260.412)
Ø Kurs 100 Tage   Ø Volumen 100 Tage (Stk.)	21.327,88 CAD (221.018.731)
Ø Kurs 250 Tage   Ø Volumen 250 Tage	20.503,14 CAD (211.204.923)
Hoch seit 1.1.   Datum	22.380,16 CAD (09.04.2024)
Tief seit 1.1.   Datum	20.466,50 CAD (13.02.2024)
52 Wochen Hoch   Datum	22.380,16 CAD (09.04.2024)
52 Wochen Tief   Datum	18.692,06 CAD (27.10.2023)

## Enthaltene Werte

Seite 1 von 3

<< <  > >>

Name  ISIN	Kurs	Diff %  Diff /-	Performance 	Datum Zeit	Gehandelte Stück  Umsatz Geld 
ADVANTAGE ENERGY LTD. CA00791P1071	10,83	-0,09% -0,01		29.04.24 22:00:00	314.608 3.396.778,77
AFRICA OIL CORP CA00829Q1019	2,56	1,99% 0,05		29.04.24 22:00:00	531.392 1.349.036,98
AGNICO EAGLE MINES LTD. CA0084741085	89,94	0,44% 0,39		29.04.24 22:00:00	941.290 84.434.539,12
AIR CANADA INC. CA0089118776	20,10	0,40% 0,08		29.04.24 22:00:00	1.401.924 28.051.963,59
ALGONQUIN POWER & UTILITI... CA0158571053	8,48	1,31% 0,11		29.04.24 22:00:00	1.290.857 10.940.511,95
ALIMENTATION COUCHE-TARD ... CA01626P1484	77,68	-0,09% -0,07		29.04.24 22:00:00	1.333.995 103.718.628,10
ALLIED PROP. REAL EST. IN... CA0194561027	17,06	-0,23% -0,04		29.04.24 22:00:00	365.548 6.222.399,38
ALTAGAS LTD CA0213611001	30,38	0,83% 0,25		29.04.24 22:15:23	590.916 17.912.264,22
ALTUS GROUP LTD CA02215R1073	51,00	0,71% 0,36		29.04.24 22:00:00	47.918 2.435.585,31
ARC RESOURCES LTD. CA00208D4084	25,97	0,93% 0,24		29.04.24 22:00:00	961.835 24.844.951,76
ARITZIA INC. CA04045U1021	35,30	5,34% 1,79		29.04.24 22:00:00	315.368 10.982.326,60
ATCO LTD. CLASS I CA0467894006	37,67	-0,16% -0,06		29.04.24 22:00:00	171.492 6.463.215,96
ATHABASCA OIL CORP. CA04682R1073	4,98	-1,39% -0,07		29.04.24 22:00:00	2.998.481 14.951.609,53
ATS CORP. CA00217Y1043	44,91	-0,42% -0,19		29.04.24 22:00:00	182.245 8.188.798,28
B2GOLD CORP CA11777Q2099	3,60	0,56% 0,02		29.04.24 22:00:00	2.927.956 10.578.957,92
BADGER INFRASTRUCTURE SOL... CA0565331026	46,79	-0,57% -0,27		29.04.24 22:00:00	50.306 2.349.438,23
BALLARD POWER SYSTEMS INC... CA0585861085	3,70	4,52% 0,16		29.04.24 22:00:00	1.124.894 4.132.512,66
BANK OF MONTREAL CA0636711016	123,40	-0,67% -0,83		29.04.24 22:00:00	5.245.476 647.917.053,27
BANK OF NOVA SCOTIA CA0641491075	63,48	-0,22% -0,14		29.04.24 22:15:23	4.867.808 308.976.814,54
BARRICK GOLD CORP CA0679011084	23,69	1,41% 0,33		29.04.24 22:00:00	2.529.317 59.700.735,88
BAUSCH HEALTH COMPANIES I... CA0717341071	12,13	1,76% 0,21		29.04.24 22:00:00	408.316 4.927.816,22
BAYTEX ENERGY CORP CA07317Q1054	5,40	0,75% 0,04		29.04.24 22:00:00	3.645.099 19.501.867,89
BCE INC. CA05534B7604	44,73	0,31% 0,14		29.04.24 22:15:23	1.740.017 77.903.446,29

## S&amp;P/TSX COMPOSITE INDEX

BELLUS HEALTH INC. CA07987C2040	19,48	-0,10% -0,02		29.06.23 22:00:00	28.666 556.529,25
BIRCHCLIFF ENERGY LTD. CA0906971035	5,77	1,76% 0,10	█	29.04.24 22:00:00	1.048.669 6.018.017,02
BLACKBERRY LTD CA09228F1036	3,92	1,29% 0,05	█	29.04.24 22:00:00	1.222.730 4.798.137,73
BOARDWALK REAL EST. INV. ... CA0966311064	71,59	-2,05% -1,50		29.04.24 22:00:00	114.935 8.276.379,44
BOMBARDIER INC. CLASS B CA0977518616	63,10	-1,08% -0,69		29.04.24 22:00:00	458.411 29.106.773,69
BORALEX INC. CLASS A CA09950M3003	27,42	0,40% 0,11		29.04.24 22:00:00	159.971 4.395.769,47
BOYD GROUP SERVICES INC. ... CA1033101082	253,03	-1,63% -4,20		29.04.24 22:00:00	92.334 23.487.176,74
BROOKFIELD ASSET MANAGEME... CA1130041058	54,59	0,63% 0,34	█	29.04.24 22:00:00	734.617 40.074.334,24
BROOKFIELD BUSINESS PARTN... BMG162341090	26,00	-0,84% -0,22		29.04.24 21:59:55	46.012 1.192.468,38
BROOKFIELD CORP. CLASS A CA11271J1075	56,09	0,23% 0,13		29.04.24 22:00:00	1.105.991 61.932.187,26
BROOKFIELD INFRASTRUCTURE... BMG162521014	36,97	-0,32% -0,12		29.04.24 22:00:00	377.205 13.950.669,15
BROOKFIELD RENEWABLE PART... BMG162581083	29,19	0,07% 0,02		29.04.24 22:00:00	412.300 12.098.479,23
BRP INC. CA05577W2004	94,83	0,94% 0,88	█	29.04.24 22:00:00	90.957 8.580.292,04
CAE INC. CA1247651088	26,43	1,54% 0,40	█	29.04.24 22:00:00	397.191 10.466.192,91
CAMECO CORP. CA13321L1085	67,53	0,22% 0,15		29.04.24 22:00:00	1.413.761 95.473.832,60
CANADA GOOSE HOLDINGS INC... CA1350861060	15,78	2,53% 0,39	█	29.04.24 22:00:00	169.177 2.650.523,18
CANADIAN IMPERIAL BK OF C... CA1360691010	64,79	-0,89% -0,58		29.04.24 22:00:00	4.543.509 294.460.575,29
CANADIAN NATIONAL RAILWAY... CA1363751027	169,58	-0,98% -1,67		29.04.24 21:59:59	542.091 92.157.786,98
CANADIAN NATURAL RESOURCE... CA1363851017	106,83	0,29% 0,31		29.04.24 22:16:50	2.768.677 295.439.032,18
CANADIAN PACIFIC KANSAS C... CA13646K1084	110,50	-1,01% -1,13		29.04.24 22:00:00	3.728.818 412.369.747,23
CANADIAN TIRE CORP LTD. CA1366812024	133,81	-2,01% -2,74		29.04.24 22:00:00	307.295 41.156.225,58
CANADIAN UTILITIES LTD. CA1367178326	30,99	0,98% 0,30	█	29.04.24 22:00:00	482.226 14.923.596,58
CANADIAN WESTERN BANK CA13677F1018	26,52	-0,79% -0,21		29.04.24 22:00:00	217.294 5.768.429,50
CANFOR CORP. REGISTERED S... CA1375761048	14,25	0,14% 0,02		29.04.24 22:00:00	154.737 2.204.742,96
CAPITAL POWER CORP. CA14042M1023	35,42	0,31% 0,11		29.04.24 22:00:00	482.563 17.103.566,23
CAPSTONE COPPER CORP, CA14071L1085	10,16	-1,26% -0,13		29.04.24 22:15:23	3.293.476 33.509.376,18
CARGOJET INC. CA14179V5036	119,76	3,61% 4,17	█	29.04.24 22:00:00	102.428 12.037.021,47
CCL INDUSTRIES INC.	70,53	-0,66%		29.04.24	203.782

## S&amp;P/TSX COMPOSITE INDEX

CA1249003098		-0,47		22:00:00	14.357.183,64
CDN APARTM. PROP. R.ES.IN...	42,68	-1,25%		29.04.24	367.617
CA1349211054		-0,54		22:00:00	15.748.810,96
CELESTICA INC.	60,17	1,36%	█	29.04.24	346.885
CA15101Q2071		0,81		22:00:00	20.691.507,73
CENOVUS ENERGY INC.	29,43	0,38%		29.04.24	2.697.664
CA15135U1093		0,11		22:15:23	79.118.922,42
CENTERRA GOLD INC.	8,59	-1,04%		29.04.24	498.024
CA1520061021		-0,09		22:00:00	4.287.443,49
CGI INC. CLASS A	139,58	-0,99%		29.04.24	246.898
CA12532H1047		-1,40		22:00:00	34.529.776,73
CHARTWELL RETIREMENT RESI...	12,58	0,88%	█	29.04.24	223.195
CA16141A1030		0,11		22:00:00	2.811.141,31
CHOICE PROPERTIES REIT RE...	13,00	-0,69%		29.04.24	403.156
CA17039A1066		-0,09		22:00:00	5.251.125,00
CI FINANCIAL CORP	16,44	1,80%	█	29.04.24	272.372
CA1254911003		0,29		22:00:00	4.465.602,49
COGECO COMMUNICATIONS INC...	55,00	1,31%	█	29.04.24	29.048
CA19239C1068		0,71		21:59:59	1.591.548,54
COLLIERS INTERNATIONAL GR...	146,39	-0,83%		29.04.24	54.231
CA1946931070		-1,22		22:00:00	7.931.964,51
CONSTELLATION SOFTWARE IN...	3.612,12	-0,63%		29.04.24	26.960
CA21037X1006		-22,88		22:00:00	97.378.668,41
CRESCENT POINT ENERGY COR...	12,62	1,94%	█	29.04.24	3.938.877
CA22576C1014		0,24		22:00:00	49.292.520,61
CROMBIE REAL ESTATE INV.T...	12,65	-2,09%		29.04.24	254.771
CA2271071094		-0,27		22:00:00	3.230.260,09
CT REIT REG. TRUST UNITS ...	13,40	-1,40%		29.04.24	112.942
CA1264621006		-0,19		22:00:00	1.520.507,71
DEFINITY FINANCIAL CORP.....	46,17	1,70%	█	29.04.24	93.269
CA24477T1003		0,77		22:00:00	4.293.794,22
DENISON MINES CORP	2,91	5,05%	█	29.04.24	2.115.749
CA2483561072		0,14		22:00:00	6.036.384,26
DESCARTES SYSTEMS GROUP I...	128,34	-0,36%		29.04.24	123.067
CA2499061083		-0,46		22:15:23	15.797.999,72
DOLLARAMA INC.	116,31	0,60%		29.04.24	622.105
CA25675T1075		0,69		22:15:23	72.261.103,47
DREAM INDUSTRIAL REAL EST...	12,44	-0,24%		29.04.24	364.946
CA26153W1095		-0,03		22:00:00	4.547.456,01
DUNDEE PRECIOUS METALS IN...	10,85	0,46%		29.04.24	331.212
CA2652692096		0,05		22:00:00	3.581.436,57
ELDORADO GOLD CORP.	20,81	0,19%		29.04.24	333.469
CA2849025093		0,04		22:00:00	6.954.334,44
ELEMENT FLEET MANAGEMENT ...	21,77	1,97%	█	29.04.24	347.935
CA2861812014		0,42		22:00:00	7.541.015,49
EMERA INC.	46,83	0,86%		29.04.24	1.723.560
CA2908761018		0,40		22:00:00	80.695.628,83
EMPIRE CO. LTD.	32,14	0,44%		29.04.24	193.682
CA2918434077		0,14		22:15:23	6.220.966,78
ENBRIDGE INC.	49,15	0,39%		29.04.24	12.512.134
CA29250N1050		0,19		22:20:48	614.525.049,76
ENERGY FUELS INC.	7,57	2,99%	█	29.04.24	612.182
CA2926717083		0,22		22:17:18	4.645.193,83
ENERPLUS CORP	27,85	-0,75%		29.04.24	613.872
CA2927661025		-0,21		22:00:00	17.099.123,67

## S&amp;P/TSX COMPOSITE INDEX

ENGHOUSE SYSTEMS LTD. CA2929491041	30,18	0,84% 0,25		29.04.24 22:00:00	66.445 2.002.619,15
EQB INC. REGISTERED SHARE... CA26886R1047	85,86	-1,78% -1,56		29.04.24 22:00:00	66.993 5.761.726,11
EQUINOX GOLD CORP. CA29446Y5020	7,75	2,51% 0,19		29.04.24 22:00:00	4.362.734 33.770.413,73
ERO COPPER CORP. CA2960061091	28,81	2,24% 0,63		29.04.24 22:00:00	336.337 9.596.303,03
EXCHANGE INCOME CORP. REG... CA3012831077	46,77	-0,32% -0,15		29.04.24 22:00:00	44.306 2.067.747,27
FAIRFAX FINANCIAL HOLDING... CA3039011026	1.508,03	1,47% 21,83		29.04.24 22:00:00	28.453 42.675.248,02
FILO CORP. CA31729R1055	25,50	0,12% 0,03		29.04.24 22:15:07	203.303 5.158.082,21
FINNING INTERNATIONAL INC... CA3180714048	43,92	2,33% 1,00		29.04.24 22:00:00	257.836 11.268.451,89
FIRST CAPITAL REAL ESTATE... CA31890B1031	14,87	-0,80% -0,12		29.04.24 22:00:00	299.800 4.459.825,98
FIRST MAJESTIC SILVER COR... CA32076V1031	9,38	-2,29% -0,22		29.04.24 22:00:00	793.856 7.467.053,98
FIRST QUANTUM MINERALS LI... CA3359341052	17,57	-3,83% -0,70		29.04.24 22:00:00	3.964.515 69.830.445,78
FIRSTSERVICE CORP. CA33767E2024	203,74	-0,53% -1,09		29.04.24 22:00:00	41.891 8.544.294,26
FORTIS INC. CA3495531079	54,05	1,26% 0,67		29.04.24 22:00:00	2.578.312 139.204.420,02
FORTUNA SILVER MINES INC. CA3499151080	6,43	-1,23% -0,08		29.04.24 22:00:00	753.022 4.833.282,72
FRANCO-NEVADA CORP CA3518581051	168,60	0,38% 0,63		29.04.24 21:59:59	151.462 25.475.852,76
FREEHOLD ROYALTIES LTD. CA3565001086	14,48	0,07% 0,01		29.04.24 22:00:00	246.646 3.559.132,75
GFL ENVIRONMENTAL INC. CA36168Q1046	44,54	1,64% 0,72		29.04.24 22:00:00	255.378 11.328.737,50
GIBSON ENERGY INC. CA3748252069	22,80	0,66% 0,15		29.04.24 21:59:59	168.178 3.810.189,33
GILDAN ACTIVEWEAR INC. CA3759161035	48,42	0,33% 0,16		29.04.24 22:00:00	259.328 12.537.687,69
GOEASY LTD. CA3803551074	180,47	2,02% 3,57		29.04.24 21:59:59	31.332 5.633.790,73
GRANITE REAL ESTATE INVES... CA3874371147	68,76	-1,02% -0,71		29.04.24 22:00:00	325.620 22.713.808,74
GREAT-WEST LIFECO INC. CA39138C1068	40,67	0,54% 0,22		29.04.24 22:00:00	1.475.157 59.948.410,57