

S&P/TSX COMPOSITE INDEX

ISIN: **XC0009695252** WKN: -

Overview

2024/05/06 16:11:31	
Price	22,113.63 CAD
Difference	▲ 0.76% (166.22)
General attributes	
ISIN	XC0009695252
Symbol	TSEC
Country	Canada
Instruments in index	227
Type of index	Price Index
Security type	Index
Market data	
Open	21,988.83 CAD
High	22,134.87 CAD
Low	21,988.83 CAD
Close (prev. day)	21,947.41 CAD
Trading volume (m)	31,970,104
Volume (pcs)	705,971,781,877



Information about previous performance does not guarantee future performance.
Source: FactSet

Top 5

Name	Price	+ - (%)	Trend
K92 MNG IN...	7.67	+5.07	▲
BAYTEX ENE...	3.71	+4.98	▲
NEW GOLD I...	1.91	+4.42	▲
FIRST MAJE...	7.00	+4.25	▲
OCEANAGOLD...	3.065	+3.90	▲

Intraday 1w 1m 6m 1y 3y

Flop 5

Name	Price	+ - (%)	Trend
WESTSHORE ...	25.49	-3.37	▼
BROOKFIELD...	25.46	-1.70	▼
TMX GROUP ...	36.69	-1.40	▼
MAPLE LEAF...	23.42	-1.31	▼
BAUSCH HEA...	7.7299	-1.22	▼

Intraday 1w 1m 6m 1y 3y

Recent research

on market			
Date		Headline	Download
2024/04/26		Global Equity Ratings	Download
2024/04/26		Aktienempfehlungen Global	Download
2024/04/03		Global Equity Ratings	Download
2024/04/03		Aktienempfehlungen Global	Download
2024/03/26		Global Strategy 2Q 2024	Download

Futures and Options

Related Futures -

Related Options -

Details

2024/05/06 16:11:31

Price

22,113.63 CADDifference  0.76% (166.22)

General attributes

ISIN XC0009695252

Symbol TSEC

Country Canada

Security type Index

Instruments in index 227

Market data

Open 21,988.83 CAD

High 22,134.87 CAD

Low 21,988.83 CAD

Close (prev. day) 21,947.41 CAD

Trading volume (m) 31,970,104

Volume (pcs) 705,971,781,877

Performance and Risk

	6m	1y	3y
Perf (%)	+10.71%	+7.82%	+14.23%
Perf (abs.)	+2,122.56	+1,592.73	+2,734.25
Beta	-	-	-
Volatility	9.84	11.34	12.95








Information about previous performance does not guarantee future performance.

Source: FactSet

Price data

Ø price 5 days Ø volume 5 days (pcs.)	21,845.07 CAD (232,218,649)
Ø price 30 days Ø volume 30 days (pcs.)	21,967.52 CAD (222,416,253)
Ø price 100 days Ø volume 100 days (pcs.)	21,387.42 CAD (220,979,335)
Ø price 250 days Ø volume 250 days (pcs.)	20,525.82 CAD (211,212,018)
YTD High date	22,380.16 CAD (2024/04/09)
YTD Low date	20,466.50 CAD (2024/02/13)
52 Weeks High date	22,380.16 CAD (2024/04/09)
52 Weeks Low date	18,692.06 CAD (2023/10/27)

Composition

Name  ISIN	Price	Diff %  Diff +/-	Performance 	Date Time	Turnover Pc.  Turnover Money 
ADVANTAGE ENERGY LTD. CA00791P1071	10.84	1.59% 0.17		24/05/06 16:10:50	35,705 384,969.05
AFRICA OIL CORP CA00829Q1019	2.50	2.88% 0.07		24/05/06 16:11:28	79,250 198,572.50
AGNICO EAGLE MINES LTD. CA0084741085	90.12	1.26% 1.12		24/05/06 16:11:43	140,803 12,707,542.49
AIR CANADA INC. CA0089118776	18.87	0.59% 0.11		24/05/06 16:11:09	345,215 6,518,334.37
ALGOMA STEEL GROUP INC CO... CA0156581070	10.75	0.47% 0.05		24/05/06 16:11:33	2,956 31,806.71
ALGONQUIN POWER & UTILITI... CA0158571053	8.93	-0.11% -0.01		24/05/06 16:10:50	175,575 1,574,501.51
ALIMENTATION COUCHE-TARD ... CA01626P1484	75.19	0.27% 0.20		24/05/06 16:11:42	73,726 5,536,310.78
ALLIED PROPERTIES REAL ES... CA0194561027	17.215	0.50% 0.09		24/05/06 16:08:40	59,980 1,032,286.53
ALTAGAS LTD CA0213611001	30.50	0.46% 0.14		24/05/06 16:10:36	63,052 1,921,873.04
ALTUS GROUP LTD CA02215R1073	50.13	1.58% 0.78		24/05/06 16:11:03	14,096 706,662.73
ARC RESOURCES LTD. CA00208D4084	25.08	1.87% 0.46		24/05/06 16:10:54	100,164 2,506,991.58
ARITZIA INC. CA04045U1021	36.64	2.29% 0.82		24/05/06 16:11:41	100,769 3,665,985.80
ATCO LTD. CLASS I CA0467894006	37.88	0.21% 0.08		24/05/06 16:09:46	15,822 600,927.83
ATHABASCA OIL CORP. CA04682R1073	4.87	2.31% 0.11		24/05/06 16:11:03	750,371 3,631,045.61
ATS CORP. CA00217Y1043	44.06	0.16% 0.07		24/05/06 16:11:42	8,270 366,142.11
B2GOLD CORP CA11777Q2099	3.49	2.65% 0.09		24/05/06 16:10:35	769,054 2,669,125.86
BADGER INFRASTRUCTURE SOL... CA0565331026	43.83	1.22% 0.53		24/05/06 16:09:01	27,412 1,187,881.29
BALLARD POWER SYSTEMS INC... CA0585861085	3.86	0.78% 0.03		24/05/06 16:11:36	121,793 478,795.91
BANK OF MONTREAL CA0636711016	125.45	0.53% 0.66		24/05/06 16:11:40	140,221 17,560,488.56
BANK OF NOVA SCOTIA CA0641491075	64.37	0.37% 0.24		24/05/06 16:11:36	236,183 15,196,934.01
BARRICK GOLD CORP CA0679011084	22.84	1.42% 0.32		24/05/06 16:11:41	470,635 10,777,323.86
BAUSCH HEALTH COMPANIES I... CA0717341071	10.55	-1.22% -0.13		24/05/06 16:11:37	126,232 1,359,873.57
BAYTEX ENERGY CORP CA07317Q1054	5.06	4.98% 0.24		24/05/06 16:11:42	2,030,118 10,097,119.19

S&P/TSX COMPOSITE INDEX

BCE INC. CA05534B7604	45.87	-0.20% -0.09		24/05/06 16:11:37	498,244 22,862,627.97
BELLUS HEALTH INC. CA07987C2040	19.48	-0.10% -0.02		23/06/29 22:00:00	28,666 556,529.25
BIRCHCLIFF ENERGY LTD. CA0906971035	5.675	1.34% 0.08	█	24/05/06 16:10:09	102,841 581,680.56
BLACKBERRY LTD CA09228F1036	4.115	2.62% 0.11	█	24/05/06 16:10:52	582,144 2,396,054.70
BOARDWALK REAL ESTATE INV... CA0966311064	72.84	0.51% 0.37	█	24/05/06 16:08:41	10,569 769,523.92
BOMBARDIER INC. CLASS B CA0977518616	71.83	0.87% 0.62	█	24/05/06 16:11:10	125,692 9,061,908.81
BORALEX INC. CLASS A CA09950M3003	30.09	0.67% 0.20	█	24/05/06 16:11:01	23,477 705,857.65
BOYD GROUP SERVICES INC. CA1033101082	265.22	0.46% 1.22	█	24/05/06 15:56:22	11,063 2,933,733.18
BROOKFIELD ASSET MANAGEME... CA1130041058	54.13	1.16% 0.62	█	24/05/06 16:11:41	71,528 3,859,936.31
BROOKFIELD BUSINESS PARTN... BMG162341090	25.46	-1.70% -0.44		24/05/06 15:51:03	4,721 121,024.75
BROOKFIELD CORP. CLASS A CA11271J1075	58.82	0.87% 0.51	█	24/05/06 16:11:20	100,066 5,878,715.28
BROOKFIELD INFRASTRUCTURE... BMG162521014	40.32	0.55% 0.22	█	24/05/06 16:11:22	61,111 2,478,080.19
BROOKFIELD RENEWABLE PART... BMG162581083	35.55	0.59% 0.21	█	24/05/06 16:11:18	75,918 2,722,758.16
BRP INC. CA05577W2004	94.36	0.06% 0.06		24/05/06 16:10:26	4,455 421,781.58
CAE INC. CA1247651088	28.02	0.07% 0.02		24/05/06 16:10:54	57,695 1,618,094.15
CAMECO CORP. CA13321L1085	67.48	1.93% 1.28	█	24/05/06 16:11:24	168,880 11,325,665.62
CANADA GOOSE HOLDINGS INC... CA1350861060	15.65	0.84% 0.13	█	24/05/06 16:10:10	55,973 882,406.90
CANADIAN IMPERIAL BK OF C... CA1360691010	65.50	-0.02% -0.01		24/05/06 16:11:12	218,526 14,349,862.38
CANADIAN NATIONAL RAILWAY... CA1363751027	169.55	0.34% 0.58		24/05/06 16:11:04	58,182 9,856,051.67
CANADIAN NATURAL RESOURCE... CA1363851017	104.06	1.92% 1.96	█	24/05/06 16:11:39	181,524 18,799,113.33
CANADIAN PACIFIC KANSAS C... CA13646K1084	109.79	0.64% 0.70	█	24/05/06 16:11:37	37,950 4,160,349.56
CANADIAN TIRE CORP LTD. CA1366812024	135.25	0.93% 1.24	█	24/05/06 16:11:35	8,971 1,213,400.71
CANADIAN UTILITIES LTD. CA1367178326	30.29	0.20% 0.06		24/05/06 16:10:35	46,368 1,408,755.38
CANADIAN WESTERN BANK CA13677F1018	26.96	-0.15% -0.04		24/05/06 16:11:11	18,356 495,781.95
CANFOR CORPORATION CA1375761048	14.81	0.07% 0.01		24/05/06 16:11:32	35,334 523,493.62
CAPITAL POWER CORP. CA14042M1023	36.42	1.03% 0.37	█	24/05/06 16:10:56	49,672 1,807,667.68
CAPSTONE COPPER CO CA14071L1085	10.105	1.56% 0.16	█	24/05/06 16:11:38	386,700 3,914,708.83
CARGOJET INC.	118.79	-1.02%		24/05/06	4,180

S&P/TSX COMPOSITE INDEX

CA14179V5036		-1.23		15:35:33	499,297.84
CCL INDUSTRIES INC. CA1249003098	72.00	1.14% 0.81		24/05/06 16:09:42	10,042 721,508.46
CDN APARTMENT PROP REAL E... CA1349211054	44.67	0.59% 0.26		24/05/06 16:11:09	21,965 981,791.06
CELESTICA INC. CA15101Q2071	63.02	2.69% 1.65		24/05/06 16:11:36	177,044 11,265,902.66
CENOVUS ENERGY INC. CA15135U1093	28.605	2.05% 0.57		24/05/06 16:11:26	737,888 21,083,094.96
CENTERRA GOLD INC. CA1520061021	8.64	3.35% 0.28		24/05/06 16:11:00	51,177 439,574.55
CGI INC. CLASS A CA12532H1047	141.00	-0.61% -0.86		24/05/06 16:10:39	24,779 3,510,565.55
CHARTWELL RETIREMENT RESI... CA16141A1030	12.59	-0.24% -0.03		24/05/06 16:11:22	22,499 284,015.76
CHOICE PROPERTIES REAL ES... CA17039A1066	13.00	-0.84% -0.11		24/05/06 16:10:35	37,596 491,386.83
CI FINANCIAL CORP CA1254911003	16.73	0.18% 0.03		24/05/06 16:10:08	11,799 197,390.90
COGECO COMMUNICATIONS INC... CA19239C1068	56.01	1.06% 0.59		24/05/06 16:01:12	2,311 129,048.98
COLLIERS INTERNATIONAL GR... CA1946931070	149.26	1.14% 1.68		24/05/06 15:40:41	954 142,028.95
CONSTELLATION SOFTWARE IN... CA21037X1006	3,649.50	0.32% 11.49		24/05/06 16:09:28	3,062 11,161,969.14
CRESCENT POINT ENERGY COR... CA22576C1014	12.14	2.62% 0.31		24/05/06 16:11:22	495,254 5,967,559.51
CROMBIE REAL ESTATE INVES... CA2271071094	12.85	0.16% 0.02		24/05/06 16:11:38	13,865 178,431.47
CT REAL ESTATE INVESTMENT... CA1264621006	13.69	-0.07% -0.01		24/05/06 16:02:07	5,184 71,201.60
DEFINITY FINL CORP COM NP... CA24477T1003	46.31	0.56% 0.26		24/05/06 16:09:39	20,630 950,194.24
DENISON MINES CORP CA2483561072	2.97	1.37% 0.04		24/05/06 16:11:37	346,335 1,020,175.04
DESCARTES SYSTEMS GROUP I... CA2499061083	131.37	0.64% 0.83		24/05/06 16:08:54	4,063 532,904.56
DOLLARAMA INC. CA25675T1075	117.29	0.51% 0.59		24/05/06 16:10:47	17,055 1,997,509.39
DREAM INDUSTRIAL REAL EST... CA26153W1095	12.785	0.12% 0.02		24/05/06 16:11:29	52,826 674,539.07
DUNDEE PRECIOUS METALS IN... CA2652692096	10.84	1.88% 0.20		24/05/06 16:11:35	43,196 468,500.52
ELDORADO GOLD CORP. CA2849025093	20.04	2.30% 0.45		24/05/06 16:10:29	52,154 1,049,561.37
ELEMENT FLEET MANAGEMENT ... CA2861812014	22.78	0.13% 0.03		24/05/06 16:11:07	44,007 1,001,177.34
EMERA INC. CA2908761018	47.05	0.23% 0.11		24/05/06 16:11:11	57,603 2,717,569.33
EMPIRE CO. LTD. CA2918434077	32.53	0.40% 0.13		24/05/06 16:11:19	8,120 263,953.74
ENBRIDGE INC. CA29250N1050	50.005	0.55% 0.28		24/05/06 16:11:33	356,448 17,830,759.14
ENERGY FUELS INC. CA2926717083	7.87	3.42% 0.26		24/05/06 16:11:33	161,734 1,256,690.62

S&P/TSX COMPOSITE INDEX

ENERPLUS CORP CA2927661025	27.24	1.79% 0.48		24/05/06 16:10:55	54,428 1,476,372.27
ENGHOUSE SYSTEMS LTD. CA2929491041	30.16	0.47% 0.14		24/05/06 16:07:09	3,137 94,686.33
EQB INC COM NPV CA26886R1047	86.40	0.56% 0.48		24/05/06 16:11:22	3,044 262,770.71
EQUINOX GOLD CORP. CA29446Y5020	7.65	3.38% 0.25		24/05/06 16:10:42	171,585 1,308,945.64
ERO COPPER CORP. CA2960061091	28.79	0.98% 0.28		24/05/06 16:10:37	70,216 2,038,653.51
EXCHANGE INCOME CORPORATI... CA3012831077	46.51	0.39% 0.18		24/05/06 16:06:17	4,654 216,816.42
FAIRFAX FINANCIAL HOLDING... CA3039011026	1,536.07	-0.47% -7.26		24/05/06 16:11:25	3,862 5,950,391.59
FILO CORP. CA31729R1055	25.07	0.97% 0.24		24/05/06 16:10:43	29,978 750,713.58
FINNING INTERNATIONAL INC... CA3180714048	40.89	1.26% 0.51		24/05/06 16:11:08	19,652 804,888.77
FIRST CAPITAL REAL ESTATE... CA31890B1031	15.20	-0.26% -0.04		24/05/06 16:10:45	12,450 189,662.30
FIRST MAJESTIC SILVER COR... CA32076V1031	9.56	4.25% 0.39		24/05/06 16:11:08	391,655 3,755,620.91
FIRST QUANTUM MINERALS LI... CA3359341052	18.79	1.13% 0.21		24/05/06 16:11:40	590,994 11,153,597.66
FIRSTSERVICE CORP. CA33767E2024	205.31	0.23% 0.48		24/05/06 16:08:54	2,028 416,929.69
FORTIS INC. CA3495531079	54.49	-0.18% -0.10		24/05/06 16:11:31	58,389 3,188,939.22
FORTUNA SILVER MINES INC. CA3499151080	6.53	3.82% 0.24		24/05/06 16:11:19	213,301 1,404,533.87
FRANCO-NEVADA CORP CA3518581051	172.23	2.17% 3.66		24/05/06 16:11:09	27,962 4,804,141.28
FREEHOLD ROYALTIES LTD. CA3565001086	14.19	1.72% 0.24		24/05/06 16:10:13	78,550 1,111,369.35
GFL ENVIRONMENTAL INC. CA36168Q1046	45.72	1.96% 0.88		24/05/06 16:09:34	14,905 678,447.15
GIBSON ENERGY INC. CA3748252069	22.34	0.86% 0.19		24/05/06 16:11:05	43,347 965,676.56
GILDAN ACTIVEWEAR INC. CA3759161035	45.40	0.22% 0.10		24/05/06 16:10:57	33,146 1,504,023.16
GOEASY LTD. CA3803551074	182.79	0.66% 1.19		24/05/06 16:06:25	6,105 1,110,249.06
GRANITE REAL ESTATE INVES... CA3874371147	69.93	0.34% 0.24		24/05/06 16:09:09	36,847 2,572,745.38