

# S&P/TSX COMPOSITE INDEX

ISIN: **XC0009695252** WKN: -

## Übersicht

26.04.2024 17:46:46

**Kurs**

**21.929,90** CAD

**Differenz** ▲ 0,20% (44,52)

### Stammdaten

ISIN	XC0009695252
Symbol	TSEC
Land	Kanada
Anzahl der enthaltenen Werte im Index	227
Index-Typ	Kursindex
Wertpapierkategorie	Index

### Top 5

Name	Kurs	+ - (%)	Trend
CAPSTONE C...	10,27	+6,76	<span style="color: green;">▲</span>
IVANHOE MI...	20,36	+5,93	<span style="color: green;">▲</span>
ERO COPPER...	27,57	+5,79	<span style="color: green;">▲</span>
HUBBAY MIN...	8,525	+5,14	<span style="color: green;">▲</span>
FIRST QUAN...	17,01	+4,74	<span style="color: green;">▲</span>

Intraday 1W 1M 6M 1J 3J

### Flop 5

Name	Kurs	+ - (%)	Trend
TRANSCONTI...	14,10	-3,56	<span style="color: red;">▼</span>
TRANSALTA ...	9,11	-2,25	<span style="color: red;">▼</span>
TFI INTERN...	137,60	-2,14	<span style="color: red;">▼</span>
SPIN MASTE...	30,49	-2,02	<span style="color: red;">▼</span>
FORTUNA SI...	4,69	-1,83	<span style="color: red;">▼</span>

Intraday 1W 1M 6M 1J 3J



Nähere Infos zu den Ländern &



5J

Die Wertentwicklung der Vergangenheit lässt keine verlässlichen Rückschlüsse auf die zukünftige Entwicklung eines Finanzinstruments zu.

Quelle: FactSet

### Aktuellstes Research

Märkte			
Datum		Überschrift	Download
26.04.2024		Global Equity Ratings	<a href="#">↓</a>
26.04.2024		Aktienempfehlungen Global	<a href="#">↓</a>
03.04.2024		Global Equity Ratings	<a href="#">↓</a>
03.04.2024		Aktienempfehlungen Global	<a href="#">↓</a>
26.03.2024		Global Strategy 2Q 2024	<a href="#">↓</a>

**Regionen**

➤ **Märkte nach Region**

## Details

26.04.2024 17:46:46

## Kurs

**21.929,90** CADDifferenz  0,20% (44,52)

## Stammdaten

ISIN	XC0009695252
Symbol	TSEC
Land	Kanada
Wertpapierkategorie	Index
Anzahl der enthaltenen Werte im Index	227

## Marktdaten

Eröffnung	21.907,48 CAD
Hoch	21.964,75 CAD
Tief	21.907,48 CAD
Schluss Vortag	21.885,38 CAD
Volumen (Mio.)	56.215.427
Volumen (Stück)	1.233.238.736.743

## Performance und Risiko

	6M	1J	3J
Perf (%)	+15,50%	+7,07%	+14,57%
Perf (abs.)	+2.937,53	+1.445,51	+2.783,05
Beta	-	-	-
Volatilität	10,60	11,33	12,94



Die Wertentwicklung der Vergangenheit lässt keine verlässlichen Rückschlüsse auf die zukünftige Entwicklung eines Finanzinstruments zu.

Quelle: FactSet











## Kursdaten

Ø Kurs 5 Tage   Ø Volumen 5 Tage (Stk.)	21.890,03 CAD (219.404.996)
Ø Kurs 30 Tage   Ø Volumen 30 Tage (Stk.)	21.978,02 CAD (237.536.405)
Ø Kurs 100 Tage   Ø Volumen 100 Tage (Stk.)	21.296,70 CAD (221.883.579)
Ø Kurs 250 Tage   Ø Volumen 250 Tage	20.492,22 CAD (211.318.132)
Hoch seit 1.1.   Datum	22.380,16 CAD (09.04.2024)
Tief seit 1.1.   Datum	20.466,50 CAD (13.02.2024)
52 Wochen Hoch   Datum	22.380,16 CAD (09.04.2024)
52 Wochen Tief   Datum	18.692,06 CAD (27.10.2023)

## Enthaltene Werte

Seite 1 von 3




























<< <  > >>

Name  ISIN	Kurs	Diff %  Diff /-	Performance 	Datum Zeit	Gehandelte Stück  Umsatz Geld 
ADVANTAGE ENERGY LTD. CA00791P1071	10,775	0,42% 0,05		26.04.24 17:46:35	186.558 2.036.289,55
AFRICA OIL CORP CA00829Q1019	2,47	2,49% 0,06		26.04.24 17:46:51	99.700 244.842,96
AGNICO EAGLE MINES LTD. CA0084741085	91,66	3,31% 2,94		26.04.24 17:46:49	503.533 46.155.967,98
AIR CANADA INC. CA0089118776	20,01	0,15% 0,03		26.04.24 17:46:44	528.287 10.599.126,38
ALGONQUIN POWER & UTILITI... CA0158571053	8,38	-0,48% -0,04		26.04.24 17:45:26	539.944 4.552.000,49
ALIMENTATION COUCHE-TARD ... CA01626P1484	78,09	0,92% 0,71		26.04.24 17:45:53	202.509 15.787.509,14
ALLIED PROP. REAL EST. IN... CA0194561027	17,18	0,64% 0,11		26.04.24 17:45:03	60.897 1.050.324,48
ALTAGAS LTD CA0213611001	30,03	-0,63% -0,19		26.04.24 17:45:48	88.905 2.678.790,79
ALTUS GROUP LTD CA02215R1073	51,02	0,95% 0,48		26.04.24 17:21:32	3.913 199.979,38
ARC RESOURCES LTD. CA00208D4084	25,85	0,12% 0,03		26.04.24 17:46:38	318.203 8.190.395,88
ARITZIA INC. CA04045U1021	33,47	0,51% 0,17		26.04.24 17:43:55	53.298 1.790.980,59
ATCO LTD. CLASS I CA0467894006	37,85	0,21% 0,08		26.04.24 17:46:26	36.696 1.389.641,42
ATHABASCA OIL CORP. CA04682R1073	5,07	0,80% 0,04		26.04.24 17:44:05	1.014.642 5.157.563,41
ATS CORP. CA00217Y1043	45,12	0,60% 0,27		26.04.24 17:46:07	88.488 3.983.004,93
B2GOLD CORP CA11777Q2099	3,59	1,99% 0,07		26.04.24 17:44:25	1.206.569 4.322.754,78
BADGER INFRASTRUCTURE SOL... CA0565331026	46,52	-0,83% -0,39		26.04.24 17:42:40	27.205 1.269.564,28
BALLARD POWER SYSTEMS INC... CA0585861085	3,455	2,52% 0,09		26.04.24 17:45:29	265.074 918.534,66
BANK OF MONTREAL CA0636711016	123,97	-0,97% -1,21		26.04.24 17:46:49	1.094.267 136.326.277,08
BANK OF NOVA SCOTIA CA0641491075	63,43	0,44% 0,28		26.04.24 17:46:50	504.377 31.981.711,87
BARRICK GOLD CORP CA0679011084	23,36	0,13% 0,03		26.04.24 17:46:41	1.394.474 32.618.808,50
BAUSCH HEALTH COMPANIES I... CA0717341071	12,01	1,87% 0,22		26.04.24 17:43:49	64.277 764.410,94
BAYTEX ENERGY CORP CA07317Q1054	5,33	0,00% 0,00		26.04.24 17:45:39	2.085.072 11.114.146,85
BCE INC. CA05534B7604	44,705	-0,48% -0,22		26.04.24 17:46:16	703.548 31.529.708,49

## S&amp;P/TSX COMPOSITE INDEX

BELLUS HEALTH INC. CA07987C2040	19,48	-0,10% -0,02		29.06.23 22:00:00	28.666 556.529,25
BIRCHCLIFF ENERGY LTD. CA0906971035	5,645	-0,44% -0,03		26.04.24 17:46:39	211.525 1.198.117,42
BLACKBERRY LTD CA09228F1036	3,91	2,89% 0,11	█	26.04.24 17:45:20	578.317 2.254.377,24
BOARDWALK REAL EST. INV. ... CA0966311064	73,40	0,20% 0,15		26.04.24 17:41:40	19.115 1.405.100,60
BOMBARDIER INC. CLASS B CA0977518616	62,81	1,73% 1,07	█	26.04.24 17:46:49	284.944 17.939.087,79
BORALEX INC. CLASS A CA09950M3003	27,30	0,52% 0,14		26.04.24 17:43:24	57.229 1.561.118,79
BOYD GROUP SERVICES INC. ... CA1033101082	258,17	-0,14% -0,37		26.04.24 17:43:59	6.704 1.736.237,27
BROOKFIELD ASSET MANAGEME... CA1130041058	53,95	1,33% 0,71	█	26.04.24 17:46:11	95.989 5.151.189,47
BROOKFIELD BUSINESS PARTN... BMG162341090	26,60	2,23% 0,58	█	26.04.24 17:15:42	66.050 1.755.611,10
BROOKFIELD CORP. CLASS A CA11271J1075	55,50	0,98% 0,54		26.04.24 17:46:48	326.616 18.119.682,59
BROOKFIELD INFRASTRUCTURE... BMG162521014	37,31	-0,24% -0,09		26.04.24 17:46:41	94.086 3.523.736,33
BROOKFIELD RENEWABLE PART... BMG162581083	29,33	0,89% 0,26		26.04.24 17:44:12	83.582 2.458.002,71
BRP INC. CA05577W2004	94,56	0,19% 0,18		26.04.24 17:44:56	24.844 2.356.080,68
CAE INC. CA1247651088	26,00	1,64% 0,42	█	26.04.24 17:46:06	118.530 3.067.765,04
CAMECO CORP. CA13321L1085	66,70	-0,68% -0,46		26.04.24 17:46:27	353.319 23.549.755,64
CANADA GOOSE HOLDINGS INC... CA1350861060	15,49	1,64% 0,25	█	26.04.24 17:46:36	75.732 1.173.108,83
CANADIAN IMPERIAL BK OF C... CA1360691010	64,99	0,36% 0,23		26.04.24 17:46:46	366.205 23.809.772,81
CANADIAN NATIONAL RAILWAY... CA1363751027	171,05	0,38% 0,65		26.04.24 17:46:42	172.771 29.462.379,38
CANADIAN NATURAL RESOURCE... CA1363851017	105,845	0,16% 0,17		26.04.24 17:46:44	386.169 40.836.493,52
CANADIAN PACIFIC KANSAS C... CA13646K1084	111,99	-0,13% -0,15		26.04.24 17:46:42	334.392 37.448.009,88
CANADIAN TIRE CORP LTD. CA1366812024	136,52	1,08% 1,46	█	26.04.24 17:46:45	23.142 3.153.713,14
CANADIAN UTILITIES LTD. CA1367178326	30,63	-0,03% -0,01		26.04.24 17:46:26	59.303 1.822.103,46
CANADIAN WESTERN BANK CA13677F1018	26,66	-0,15% -0,04		26.04.24 17:44:55	22.300 595.144,42
CANFOR CORP. REGISTERED S... CA1375761048	14,29	0,56% 0,08		26.04.24 17:46:15	103.992 1.483.675,83
CAPITAL POWER CORP. CA14042M1023	35,37	-0,06% -0,02		26.04.24 17:45:21	152.535 5.411.702,65
CAPSTONE COPPER CORP, CA14071L1085	10,27	6,76% 0,65	█	26.04.24 17:46:48	1.673.830 16.759.565,80
CARGOJET INC. CA14179V5036	115,69	-1,46% -1,71		26.04.24 17:43:46	9.983 1.163.751,33
CCL INDUSTRIES INC.	70,65	-0,14%		26.04.24	20.943

## S&amp;P/TSX COMPOSITE INDEX

CA1249003098		-0,10		17:45:32	1.482.802,13
CDN APARTM. PROP. R.ES.IN...	43,18	0,82%		26.04.24	46.836
CA1349211054		0,35		17:46:29	2.020.295,94
CELESTICA INC.	58,26	-1,45%		26.04.24	254.967
CA15101Q1081		-0,86		17:46:45	14.777.071,17
CENOVUS ENERGY INC.	29,10	0,03%		26.04.24	2.800.916
CA15135U1093		0,01		17:46:09	81.505.178,06
CENTERRA GOLD INC.	8,66	0,93%		26.04.24	77.831
CA1520061021		0,08		17:45:23	671.737,77
CGI INC. CLASS A	140,87	0,02%		26.04.24	45.698
CA12532H1047		0,03		17:44:56	6.461.401,01
CHARTWELL RETIREMENT RESI...	12,61	1,20%		26.04.24	86.635
CA16141A1030		0,15		17:32:56	1.090.176,68
CHOICE PROPERTIES REIT RE...	13,085	0,19%		26.04.24	73.071
CA17039A1066		0,03		17:46:27	960.573,86
CI FINANCIAL CORP	16,25	-0,12%		26.04.24	53.479
CA1254911003		-0,02		17:44:47	869.463,18
COGECO COMMUNICATIONS INC...	54,42	0,17%		26.04.24	10.130
CA19239C1068		0,09		17:40:03	549.439,82
COLLIERS INTERNATIONAL GR...	147,03	0,08%		26.04.24	9.410
CA1946931070		0,12		17:36:05	1.388.653,30
CONSTELLATION SOFTWARE IN...	3.650,20	-0,13%		26.04.24	3.763
CA21037X1006		-4,81		16:48:39	13.751.000,66
CRESCENT POINT ENERGY COR...	12,29	-0,16%		26.04.24	983.906
CA22576C1014		-0,02		17:45:34	12.134.573,15
CROMBIE REAL ESTATE INV.T...	12,93	0,78%		26.04.24	28.946
CA2271071094		0,10		17:46:36	374.163,15
CT REIT REG. TRUST UNITS ...	13,83	1,77%		26.04.24	52.138
CA1264621006		0,24		17:46:16	716.874,03
DEFINITY FINANCIAL CORP.....	45,31	-0,15%		26.04.24	8.832
CA24477T1003		-0,07		17:45:49	399.732,28
DENISON MINES CORP	2,715	0,18%		26.04.24	644.819
CA2483561072		0,01		17:46:51	1.738.074,04
DESCARTES SYSTEMS GROUP I...	127,55	-1,15%		26.04.24	27.957
CA2499061083		-1,49		17:46:47	3.617.206,13
DOLLARAMA INC.	116,31	-0,59%		26.04.24	147.363
CA25675T1075		-0,69		17:46:00	17.140.113,85
DREAM INDUSTRIAL REAL EST...	12,41	0,49%		26.04.24	62.984
CA26153W1095		0,06		17:46:35	784.915,01
DUNDEE PRECIOUS METALS IN...	10,69	0,00%		26.04.24	110.413
CA2652692096		0,00		17:45:32	1.185.228,12
ELDORADO GOLD CORP.	20,84	3,17%		26.04.24	340.637
CA2849025093		0,64		17:46:36	7.155.508,27
ELEMENT FLEET MANAGEMENT ...	21,30	0,42%		26.04.24	75.635
CA2861812014		0,09		17:45:50	1.614.451,49
EMERA INC.	46,35	0,39%		26.04.24	110.783
CA2908761018		0,18		17:46:44	5.140.055,38
EMPIRE CO. LTD.	32,25	-0,40%		26.04.24	39.532
CA2918434077		-0,13		17:45:43	1.277.067,52
ENBRIDGE INC.	49,08	-0,89%		26.04.24	693.756
CA29250N1050		-0,44		17:46:46	34.263.864,24
ENERGY FUELS INC.	7,36	0,27%		26.04.24	121.428
CA2926717083		0,02		17:44:31	886.919,21
ENERPLUS CORP	27,84	-0,25%		26.04.24	75.234
CA2927661025		-0,07		17:46:14	2.091.284,65

## S&amp;P/TSX COMPOSITE INDEX

ENGHOUSE SYSTEMS LTD. CA2929491041	29,90	-0,27% -0,08		26.04.24 17:35:32	23.414 705.810,34
EQB INC. REGISTERED SHARE... CA26886R1047	88,72	-0,09% -0,08		26.04.24 17:33:55	13.761 1.222.895,27
EQUINOX GOLD CORP. CA29446Y5020	7,265	1,47% 0,11	█	26.04.24 17:46:31	1.745.668 12.632.591,30
ERO COPPER CORP. CA2960061091	27,57	5,79% 1,51	█	26.04.24 17:46:21	110.859 2.996.128,68
EXCHANGE INCOME CORP. REG... CA3012831077	47,05	0,56% 0,26		26.04.24 17:41:58	15.344 722.448,60
FAIRFAX FINANCIAL HOLDING... CA3039011026	1.476,88	-0,65% -9,65		26.04.24 17:46:15	16.046 23.755.592,88
FILO CORP. CA31729R1055	24,80	2,35% 0,57	█	26.04.24 17:45:42	101.375 2.467.703,02
FINNING INTERNATIONAL INC... CA3180714048	42,16	-0,33% -0,14		26.04.24 17:45:47	58.314 2.462.762,09
FIRST CAPITAL REAL ESTATE... CA31890B1031	15,07	0,27% 0,04		26.04.24 17:46:30	31.171 470.167,37
FIRST MAJESTIC SILVER COR... CA32076V1031	9,32	-1,58% -0,15		26.04.24 17:46:29	416.439 3.932.375,66
FIRST QUANTUM MINERALS LI... CA3359341052	17,01	4,74% 0,77	█	26.04.24 17:46:14	1.127.572 18.665.034,24
FIRSTSERVICE CORP. CA33767E2024	208,11	0,39% 0,81		26.04.24 17:45:53	10.646 2.216.325,49
FORTIS INC. CA3495531079	53,65	-0,13% -0,07		26.04.24 17:46:44	146.300 7.861.909,08
FORTUNA SILVER MINES INC. CA3499151080	6,42	-1,83% -0,12		26.04.24 17:46:36	192.031 1.249.051,70
FRANCO-NEVADA CORP CA3518581051	166,78	0,40% 0,66		26.04.24 17:46:11	86.134 14.399.352,95
FREEHOLD ROYALTIES LTD. CA3565001086	14,32	0,28% 0,04		26.04.24 17:46:15	89.634 1.282.734,49
GFL ENVIRONMENTAL INC. CA36168Q1046	44,22	0,23% 0,10		26.04.24 17:46:02	67.737 2.976.682,50
GIBSON ENERGY INC. CA3748252069	22,715	-0,02% -0,01		26.04.24 17:45:33	79.374 1.804.102,15
GILDAN ACTIVEWEAR INC. CA3759161035	48,26	0,73% 0,35		26.04.24 17:42:49	45.750 2.209.886,15
GOEASY LTD. CA3803551074	178,64	1,50% 2,64	█	26.04.24 17:41:09	20.551 3.658.373,19
GRANITE REAL ESTATE INVES... CA3874371147	69,31	0,92% 0,63		26.04.24 17:46:20	55.127 3.818.235,75
GREAT-WEST LIFECO INC. CA39138C1068	40,33	0,35% 0,14		26.04.24 17:44:59	72.961 2.940.160,70