

# S&P/TSX COMPOSITE INDEX

ISIN: **XC0009695252** WKN: -

## Übersicht

23.04.2024 22:40:34

Kurs

**22.011,72** CAD

Differenz ▲ 0,64% (139,76)

### Stammdaten

ISIN	XC0009695252
Symbol	TSEC
Land	Kanada
Anzahl der enthaltenen Werte im Index	227
Index-Typ	Kursindex
Wertpapierkategorie	Index

### Top 5

Name	Kurs	+ - (%)	Trend
TILRAY INC...	1,84	+7,23	<span style="color: green;">▲</span>
IAMGOLD CO...	3,705	+5,43	<span style="color: green;">▲</span>
NOVAGOLD R...	2,92	+4,71	<span style="color: green;">▲</span>
WINPAK LTD...	42,33	+4,65	<span style="color: green;">▲</span>
SHOPIFY IN...	74,01	+4,60	<span style="color: green;">▲</span>

Intraday 1W 1M 6M 1J 3J

### Flop 5

Name	Kurs	+ - (%)	Trend
IVANHOE MI...	18,14	-4,68	<span style="color: red;">▼</span>
LUNDIN MIN...	15,25	-3,42	<span style="color: red;">▼</span>
CAPSTONE C...	8,97	-2,61	<span style="color: red;">▼</span>
FIRST QUAN...	15,52	-2,57	<span style="color: red;">▼</span>
BOYD GROUP...	267,08	-1,75	<span style="color: red;">▼</span>

Intraday 1W 1M 6M 1J 3J



Nähere Infos zu den Ländern &



Die Wertentwicklung der Vergangenheit lässt keine verlässlichen Rückschlüsse auf die zukünftige Entwicklung eines Finanzinstruments zu.  
Quelle: FactSet

### Aktuellstes Research

Märkte			
Datum		Überschrift	Download
03.04.2024		Global Equity Ratings	<a href="#">↓</a>
03.04.2024		Aktienempfehlungen Global	<a href="#">↓</a>
26.03.2024		Global Strategy 2Q 2024	<a href="#">↓</a>
26.03.2024		Global Strategy 2Q 2024	<a href="#">↓</a>
13.03.2024		Global Equity Ratings	<a href="#">↓</a>

**Regionen**

➤ **Märkte nach Region**

## Details

23.04.2024 22:40:34

Kurs

22.011,72 CAD

Differenz  0,64% (139,76)

## Stammdaten

ISIN	XC0009695252
Symbol	TSEC
Land	Kanada
Wertpapierkategorie	Index
Anzahl der enthaltenen Werte im Index	227

## Marktdaten

Eröffnung	21.884,58 CAD
Hoch	22.051,15 CAD
Tief	21.854,19 CAD
Schluss Vortag	21.871,96 CAD
Volumen (Mio.)	219.020.206
Volumen (Stück)	4.818.721.686.303

## Performance und Risiko

	6M	1J	3J
Perf (%)	+15,57%	+6,37%	+15,23%
Perf (abs.)	+2.964,98	+1.318,57	+2.909,39
Beta	-	-	-
Volatilität	10,58	11,38	12,95



Die Wertentwicklung der Vergangenheit lässt keine verlässlichen Rückschlüsse auf die zukünftige Entwicklung eines Finanzinstruments zu.

Quelle: FactSet






## Kursdaten

Ø Kurs 5 Tage   Ø Volumen 5 Tage (Stk.)	21.811,11 CAD (221.282.172)
Ø Kurs 30 Tage   Ø Volumen 30 Tage (Stk.)	21.979,43 CAD (239.925.235)
Ø Kurs 100 Tage   Ø Volumen 100 Tage (Stk.)	21.262,64 CAD (223.798.042)
Ø Kurs 250 Tage   Ø Volumen 250 Tage	20.480,74 CAD (211.449.309)
Hoch seit 1.1.   Datum	22.380,16 CAD (09.04.2024)
Tief seit 1.1.   Datum	20.466,50 CAD (13.02.2024)
52 Wochen Hoch   Datum	22.380,16 CAD (09.04.2024)
52 Wochen Tief   Datum	18.692,06 CAD (27.10.2023)

## Enthaltene Werte

Seite 1 von 3

<< <  > >>



















Name  ISIN	Kurs	Diff %  Diff /-	Performance 	Datum Zeit	Gehandelte Stück  Umsatz Geld 
ADVANTAGE ENERGY LTD. CA00791P1071	10,47	-0,10% -0,01		23.04.24 22:00:00	277.691 2.938.143,63
AFRICA OIL CORP CA00829Q1019	2,37	2,16% 0,05		23.04.24 22:00:00	335.729 789.558,25
AGNICO EAGLE MINES LTD. CA0084741085	85,96	0,77% 0,66		23.04.24 22:00:00	1.338.619 115.006.138,65
AIR CANADA INC. CA0089118776	20,00	0,50% 0,10		23.04.24 22:00:00	3.456.854 69.378.133,71
ALGONQUIN POWER & UTILITI... CA0158571053	8,41	1,20% 0,10		23.04.24 22:00:00	1.767.273 14.850.107,42
ALIMENTATION COUCHE-TARD ... CA01626P1484	77,81	0,06% 0,05		23.04.24 22:00:00	2.124.734 165.945.154,30
ALLIED PROP. REAL EST. IN... CA0194561027	17,35	0,46% 0,08		23.04.24 22:00:00	276.804 4.815.936,22
ALTAGAS LTD CA0213611001	29,94	0,34% 0,10		23.04.24 22:00:00	798.796 23.920.689,40
ALTUS GROUP LTD CA02215R1073	51,31	1,50% 0,76		23.04.24 22:00:00	36.034 1.848.137,72
ARC RESOURCES LTD. CA00208D4084	25,29	1,40% 0,35		23.04.24 22:00:00	2.514.284 63.388.202,22
ARITZIA INC. CA04045U1021	34,40	2,38% 0,80		23.04.24 22:00:00	329.380 11.357.311,95
ATCO LTD. CLASS I CA0467894006	36,80	1,04% 0,38		23.04.24 21:59:59	86.191 3.164.721,00
ATHABASCA OIL CORP. CA04682R1073	5,04	0,20% 0,01		23.04.24 22:00:00	4.162.291 20.975.133,26
ATS CORP. CA00217Y1043	45,05	4,23% 1,83		23.04.24 22:00:00	670.410 30.129.834,12
B2GOLD CORP CA11777Q2099	3,50	1,45% 0,05		23.04.24 22:00:00	4.810.177 16.819.544,89
BADGER INFRASTRUCTURE SOL... CA0565331026	47,37	2,27% 1,05		23.04.24 22:00:00	113.639 5.292.362,15
BALLARD POWER SYSTEMS INC... CA0585861085	3,57	0,28% 0,01		23.04.24 22:00:00	620.168 2.232.990,27
BANK OF MONTREAL CA0636711016	128,11	0,59% 0,75		23.04.24 22:00:00	2.115.320 270.835.961,70
BANK OF NOVA SCOTIA CA0641491075	64,60	0,14% 0,09		23.04.24 22:00:00	3.075.776 198.540.098,62
BARRICK GOLD CORP CA0679011084	22,80	1,29% 0,29		23.04.24 22:00:00	8.306.875 187.202.302,84
BAUSCH HEALTH COMPANIES I... CA0717341071	11,66	0,69% 0,08		23.04.24 22:00:00	245.917 2.866.815,56
BAYTEX ENERGY CORP CA07317Q1054	5,20	3,79% 0,19		23.04.24 22:00:00	5.697.780 29.232.039,58
BCE INC. CA05534B7604	45,46	0,89% 0,40		23.04.24 22:00:00	2.450.681 111.738.424,43

BELLUS HEALTH INC. CA07987C2040	19,48	-0,10% -0,02		29.06.23 22:00:00	28.666 556.529,25
BIRCHCLIFF ENERGY LTD. CA0906971035	5,72	2,88% 0,16	■	23.04.24 22:00:00	689.122 3.897.301,58
BLACKBERRY LTD CA09228F1036	3,97	3,39% 0,13	■	23.04.24 22:00:00	1.062.662 4.166.190,40
BOARDWALK REAL EST. INV. ... CA0966311064	74,03	0,09% 0,07		23.04.24 22:15:36	110.131 8.196.418,98
BOMBARDIER INC. CLASS B CA0977518616	58,76	2,69% 1,54	■	23.04.24 22:00:00	437.156 25.629.793,70
BORALEX INC. CLASS A CA09950M3003	27,57	2,15% 0,58	■	23.04.24 22:00:00	195.633 5.387.444,66
BOYD GROUP SERVICES INC. ... CA1033101082	267,08	-1,75% -4,75		23.04.24 22:00:00	80.929 21.759.218,33
BROOKFIELD ASSET MANAGEME... CA1130041058	54,09	1,08% 0,58	■	23.04.24 21:59:59	424.741 22.957.337,20
BROOKFIELD BUSINESS PARTN... BMG162341090	27,00	0,15% 0,04		23.04.24 22:00:00	17.378 469.898,26
BROOKFIELD CORP. CLASS A CA11271J1075	55,13	1,57% 0,85	■	23.04.24 21:59:59	1.387.850 76.416.353,83
BROOKFIELD INFRASTRUCTURE... BMG162521014	38,10	0,03% 0,01		23.04.24 22:00:00	513.511 19.656.400,71
BROOKFIELD RENEWABLE PART... BMG162581083	29,66	2,81% 0,81	■	23.04.24 22:00:00	337.023 9.939.065,34
BRP INC. CA05577W2004	95,64	1,70% 1,60	■	23.04.24 22:00:00	143.100 13.723.082,46
CAE INC. CA1247651088	26,06	2,52% 0,64	■	23.04.24 22:00:00	622.546 16.098.031,81
CAMECO CORP. CA13321L1085	66,48	2,58% 1,67	■	23.04.24 22:00:00	727.685 48.094.687,03
CANADA GOOSE HOLDINGS INC... CA1350861060	15,55	-0,96% -0,15		23.04.24 22:00:00	182.913 2.880.670,47
CANADIAN IMPERIAL BK OF C... CA1360691010	65,61	0,44% 0,29		23.04.24 22:00:00	2.324.020 152.384.080,48
CANADIAN NATIONAL RAILWAY... CA1363751027	176,79	-0,23% -0,40		23.04.24 22:16:30	1.005.655 178.448.836,14
CANADIAN NATURAL RESOURCE... CA1363851017	105,26	0,09% 0,09		23.04.24 22:00:00	5.343.214 561.112.889,72
CANADIAN PACIFIC KANSAS C... CA13646K1084	119,83	1,20% 1,42	■	23.04.24 21:59:59	896.330 107.417.047,24
CANADIAN TIRE CORP LTD. CA1366812024	136,61	1,26% 1,70	■	23.04.24 22:00:00	235.914 32.299.006,86
CANADIAN UTILITIES LTD. CA1367178326	30,30	0,40% 0,12		23.04.24 22:00:00	478.422 14.498.095,70
CANADIAN WESTERN BANK CA13677F1018	27,05	1,08% 0,29	■	23.04.24 22:00:00	278.610 7.524.209,17
CANFOR CORP. REGISTERED S... CA1375761048	14,30	0,63% 0,09	■	23.04.24 22:00:00	182.001 2.607.888,99
CAPITAL POWER CORP. CA14042M1023	35,59	-0,22% -0,08		23.04.24 22:00:00	532.676 19.002.397,10
CAPSTONE COPPER CORP, CA14071L1085	8,97	-2,61% -0,24		23.04.24 22:00:00	2.771.523 25.079.606,26
CARGOJET INC. CA14179V5036	114,99	3,73% 4,14	■	23.04.24 22:00:00	51.966 5.897.596,31
CCL INDUSTRIES INC.	71,28	0,51%		23.04.24	293.939

## S&amp;P/TSX COMPOSITE INDEX

CA1249003098		0,36		22:00:00	21.022.640,43
CDN APARTM. PROP. R.ES.IN...	43,04	-0,44%		23.04.24	773.782
CA1349211054		-0,19		22:00:00	33.385.116,27
CELESTICA INC.	59,78	1,44%		23.04.24	499.420
CA15101Q1081		0,85		22:00:00	30.132.132,38
CENOVUS ENERGY INC.	29,06	0,41%		23.04.24	2.519.512
CA15135U1093		0,12		22:00:00	73.084.376,72
CENTERRA GOLD INC.	8,65	4,22%		23.04.24	573.036
CA1520061021		0,35		22:00:00	4.913.771,76
CGI INC. CLASS A	143,85	-0,88%		23.04.24	303.424
CA12532H1047		-1,28		22:00:00	43.809.371,30
CHARTWELL RETIREMENT RESI...	12,59	0,16%		23.04.24	677.041
CA16141A1030		0,02		22:00:00	8.521.596,48
CHOICE PROPERTIES REIT RE...	13,08	-0,08%		23.04.24	575.578
CA17039A1066		-0,01		22:00:00	7.545.224,28
CI FINANCIAL CORP	16,65	1,03%		23.04.24	286.936
CA1254911003		0,17		22:15:36	4.771.248,65
COGECO COMMUNICATIONS INC...	56,61	0,44%		23.04.24	97.101
CA19239C1068		0,25		22:00:00	5.488.276,59
COLLIERS INTERNATIONAL GR...	150,15	0,84%		23.04.24	29.928
CA1946931070		1,25		22:00:00	4.483.400,34
CONSTELLATION SOFTWARE IN...	3.730,88	1,34%		23.04.24	28.896
CA21037X1006		49,35		22:00:00	107.675.298,42
CRESCENT POINT ENERGY COR...	12,10	1,68%		23.04.24	2.545.059
CA22576C1014		0,20		22:00:00	30.662.033,58
CROMBIE REAL ESTATE INV.T...	13,08	-0,08%		23.04.24	88.473
CA2271071094		-0,01		22:00:00	1.160.307,48
CT REIT REG. TRUST UNITS ...	13,64	0,81%		23.04.24	188.882
CA1264621006		0,11		22:00:00	2.573.957,80
DEFINITY FINANCIAL CORP.....	44,75	-0,07%		23.04.24	86.447
CA24477T1003		-0,03		22:00:00	3.871.312,39
DENISON MINES CORP	2,72	-1,09%		23.04.24	1.049.761
CA2483561072		-0,03		22:00:00	2.874.461,16
DESCARTES SYSTEMS GROUP I...	128,51	2,37%		23.04.24	196.391
CA2499061083		2,97		22:15:36	25.364.273,86
DOLLARAMA INC.	113,61	-0,36%		23.04.24	763.479
CA25675T1075		-0,41		22:15:36	86.942.330,71
DREAM INDUSTRIAL REAL EST...	12,59	-0,47%		23.04.24	397.899
CA26153W1095		-0,06		22:00:00	5.034.613,33
DUNDEE PRECIOUS METALS IN...	10,57	1,63%		23.04.24	424.699
CA2652692096		0,17		22:00:00	4.462.074,57
ELDORADO GOLD CORP.	19,72	0,66%		23.04.24	268.033
CA2849025093		0,13		22:00:00	5.266.541,44
ELEMENT FLEET MANAGEMENT ...	21,60	0,14%		23.04.24	587.122
CA2861812014		0,03		22:00:00	12.718.743,17
EMERA INC.	46,74	0,09%		23.04.24	2.551.584
CA2908761018		0,04		22:15:36	119.349.349,64
EMPIRE CO. LTD.	31,96	-0,09%		23.04.24	223.867
CA2918434077		-0,03		22:00:00	7.164.222,75
ENBRIDGE INC.	48,41	-0,04%		23.04.24	13.384.354
CA29250N1050		-0,02		22:00:00	648.042.820,13
ENERGY FUELS INC.	7,17	-1,10%		23.04.24	551.495
CA2926717083		-0,08		22:00:00	3.986.503,85
ENERPLUS CORP	27,73	0,43%		23.04.24	217.613
CA2927661025		0,12		22:00:00	6.033.929,93

## S&amp;P/TSX COMPOSITE INDEX

ENGHOUSE SYSTEMS LTD. CA2929491041	30,80	1,32% 0,40		23.04.24 22:00:00	60.284 1.863.205,48
EQB INC. REGISTERED SHARE... CA26886R1047	88,41	2,21% 1,91		23.04.24 22:00:00	95.250 8.401.038,33
EQUINOX GOLD CORP. CA29446Y5020	7,82	0,77% 0,06		23.04.24 22:00:00	663.814 5.185.566,19
ERO COPPER CORP. CA2960061091	26,27	-1,24% -0,33		23.04.24 22:00:00	498.548 13.103.207,21
EXCHANGE INCOME CORP. REG... CA3012831077	47,03	2,15% 0,99		23.04.24 22:15:36	53.625 2.519.814,32
FAIRFAX FINANCIAL HOLDING... CA3039011026	1.480,71	-0,09% -1,29		23.04.24 22:00:00	54.715 81.161.842,97
FILO CORP. CA31729R1055	24,48	-0,85% -0,21		23.04.24 22:00:00	171.319 4.236.215,15
FINNING INTERNATIONAL INC... CA3180714048	42,12	0,91% 0,38		23.04.24 22:00:00	469.164 19.757.892,78
FIRST CAPITAL REAL ESTATE... CA31890B1031	15,12	-0,13% -0,02		23.04.24 21:59:59	232.325 3.533.585,28
FIRST MAJESTIC SILVER COR... CA32076V1031	9,31	3,44% 0,31		23.04.24 22:00:00	1.128.760 10.392.639,94
FIRST QUANTUM MINERALS LI... CA3359341052	15,52	-2,57% -0,41		23.04.24 22:00:00	2.222.383 34.902.882,40
FIRSTSERVICE CORP. CA33767E2024	209,39	0,45% 0,94		23.04.24 22:15:36	68.754 14.404.216,22
FORTIS INC. CA3495531079	53,37	-0,15% -0,08		23.04.24 22:15:36	2.678.493 142.993.514,95
FORTUNA SILVER MINES INC. CA3499151080	6,37	3,92% 0,24		23.04.24 22:00:00	1.025.365 6.492.967,60
FRANCO-NEVADA CORP CA3518581051	163,08	0,67% 1,08		23.04.24 22:15:36	311.389 50.753.693,25
FREEHOLD ROYALTIES LTD. CA3565001086	14,23	0,35% 0,05		23.04.24 22:00:00	355.541 5.074.955,11
GFL ENVIRONMENTAL INC. CA36168Q1046	45,37	-0,02% -0,01		23.04.24 22:00:00	186.149 8.430.908,71
GIBSON ENERGY INC. CA3748252069	22,77	0,26% 0,06		23.04.24 22:00:00	708.297 16.116.946,35
GILDAN ACTIVEWEAR INC. CA3759161035	48,77	1,97% 0,94		23.04.24 22:00:00	312.953 15.232.809,58
GOEASY LTD. CA3803551074	175,09	-0,13% -0,23		23.04.24 22:00:00	31.949 5.601.158,15
GRANITE REAL ESTATE INVES... CA3874371147	69,68	0,48% 0,33		23.04.24 22:00:00	111.191 7.782.672,06
GREAT-WEST LIFECO INC. CA39138C1068	40,27	0,22% 0,09		23.04.24 22:15:36	1.041.259 41.918.546,05