

S&P/TSX COMPOSITE INDEX

ISIN: **XC0009695252** WKN: -

Übersicht

23.04.2024 16:44:46

Kurs

21.991,72 CAD

Differenz ▲ 0,55% (119,76)

Stammdaten

ISIN	XC0009695252
Symbol	TSEC
Land	Kanada
Anzahl der enthaltenen Werte im Index	227
Index-Typ	Kursindex
Wertpapierkategorie	Index

Top 5

Name	Kurs	+ - (%)	Trend
NOVAGOLD R...	2,925	+4,58	▲
IAMGOLD CO...	3,655	+4,18	▲
TILRAY INC...	1,7806	+4,04	▲
SHOPIFY IN...	73,51	+3,84	▲
ORLA MININ...	5,48	+3,79	▲

Intraday 1W 1M 6M 1J 3J

Flop 5

Name	Kurs	+ - (%)	Trend
LUNDIN MIN...	15,34	-2,85	▼
IVANHOE MI...	18,55	-2,52	▼
OSISKO MIN...	3,13	-1,88	▼
PRAIRIESKY...	27,16	-1,06	▼
TECK RESOU...	45,54	-0,95	↔

Intraday 1W 1M 6M 1J 3J



Nähere Infos zu den Ländern &



Die Wertentwicklung der Vergangenheit lässt keine verlässlichen Rückschlüsse auf die zukünftige Entwicklung eines Finanzinstruments zu.

Quelle: FactSet

Aktuellstes Research

Märkte			
Datum		Überschrift	Download
03.04.2024		Global Equity Ratings	↓
03.04.2024		Aktienempfehlungen Global	↓
26.03.2024		Global Strategy 2Q 2024	↓
26.03.2024		Global Strategy 2Q 2024	↓
13.03.2024		Global Equity Ratings	↓

Regionen

➤ **Märkte nach Region**

Details

23.04.2024 16:44:46

Kurs

21.991,72 CAD

Differenz ▲ 0,55% (119,76)

Stammdaten

ISIN	XC0009695252
Symbol	TSEC
Land	Kanada
Wertpapierkategorie	Index
Anzahl der enthaltenen Werte im Index	227

Marktdaten

Eröffnung	21.884,58 CAD
Hoch	22.007,89 CAD
Tief	21.854,19 CAD
Schluss Vortag	21.871,96 CAD
Volumen (Mio.)	44.636.688
Volumen (Stück)	979.295.142.874

Performance und Risiko

	6M	1J	3J
Perf (%)	+14,42%	+5,70%	+14,92%
Perf (abs.)	+2.756,32	+1.178,81	+2.840,32
Beta	-	-	-
Volatilität	10,57	11,39	12,95



Die Wertentwicklung der Vergangenheit lässt keine verlässlichen Rückschlüsse auf die zukünftige Entwicklung eines Finanzinstruments zu.

Quelle: FactSet





























Kursdaten

Ø Kurs 5 Tage Ø Volumen 5 Tage (Stk.)	21.737,34 CAD (223.214.807)
Ø Kurs 30 Tage Ø Volumen 30 Tage (Stk.)	21.971,34 CAD (239.297.504)
Ø Kurs 100 Tage Ø Volumen 100 Tage (Stk.)	21.242,89 CAD (223.763.775)
Ø Kurs 250 Tage Ø Volumen 250 Tage	20.474,45 CAD (211.349.804)
Hoch seit 1.1. Datum	22.380,16 CAD (09.04.2024)
Tief seit 1.1. Datum	20.466,50 CAD (13.02.2024)
52 Wochen Hoch Datum	22.380,16 CAD (09.04.2024)
52 Wochen Tief Datum	18.692,06 CAD (27.10.2023)

Enthaltene Werte

Seite 1 von 3
























<< < > >>

Name  ISIN	Kurs	Diff %  Diff /-	Performance 	Datum Zeit	Gehandelte Stück  Umsatz Geld 
ADVANTAGE ENERGY LTD. CA00791P1071	10,60	1,15% 0,12		23.04.24 16:44:44	65.608 696.417,49
AFRICA OIL CORP CA00829Q1019	2,36	1,72% 0,04		23.04.24 16:41:28	158.254 369.549,16
AGNICO EAGLE MINES LTD. CA0084741085	85,50	0,23% 0,20		23.04.24 16:44:43	192.100 16.429.178,44
AIR CANADA INC. CA0089118776	20,09	0,95% 0,19		23.04.24 16:44:07	1.357.110 27.217.943,97
ALGONQUIN POWER & UTILITI... CA0158571053	8,355	0,54% 0,05		23.04.24 16:44:45	365.821 3.051.704,07
ALIMENTATION COUCHE-TARD ... CA01626P1484	78,66	1,16% 0,90		23.04.24 16:44:51	433.219 33.919.045,84
ALLIED PROP. REAL EST. IN... CA0194561027	17,38	0,64% 0,11		23.04.24 16:41:25	56.340 980.513,44
ALTAGAS LTD CA0213611001	30,01	0,57% 0,17		23.04.24 16:44:40	72.598 2.171.941,15
ALTUS GROUP LTD CA02215R1073	51,00	0,89% 0,45		23.04.24 16:38:31	5.100 257.509,08
ARC RESOURCES LTD. CA00208D4084	25,12	0,72% 0,18		23.04.24 16:44:36	388.731 9.713.030,01
ARITZIA INC. CA04045U1021	34,41	2,41% 0,81		23.04.24 16:43:58	56.503 1.925.071,35
ATCO LTD. CLASS I CA0467894006	36,55	0,36% 0,13		23.04.24 16:38:34	12.152 443.481,68
ATHABASCA OIL CORP. CA04682R1073	5,04	0,20% 0,01		23.04.24 16:42:02	727.941 3.634.821,45
ATS CORP. CA00217Y1043	44,32	2,55% 1,10		23.04.24 16:43:59	89.783 3.967.907,48
B2GOLD CORP CA11777Q2099	3,50	1,45% 0,05		23.04.24 16:44:31	875.622 3.053.980,16
BADGER INFRASTRUCTURE SOL... CA0565331026	46,31	-0,02% -0,01		23.04.24 16:39:46	11.633 540.288,55
BALLARD POWER SYSTEMS INC... CA0585861085	3,63	1,97% 0,07		23.04.24 16:43:46	195.194 709.948,10
BANK OF MONTREAL CA0636711016	127,76	0,31% 0,40		23.04.24 16:44:45	238.614 30.495.355,85
BANK OF NOVA SCOTIA CA0641491075	64,48	-0,05% -0,03		23.04.24 16:44:52	466.206 30.018.243,21
BARRICK GOLD CORP CA0679011084	22,79	1,24% 0,28		23.04.24 16:44:44	6.867.196 154.401.545,66
BAUSCH HEALTH COMPANIES I... CA0717341071	11,75	1,47% 0,17		23.04.24 16:44:45	34.095 397.891,95
BAYTEX ENERGY CORP CA07317Q1054	5,07	1,20% 0,06		23.04.24 16:44:47	902.027 4.548.192,36
BCE INC. CA05534B7604	45,60	1,20% 0,54		23.04.24 16:44:41	889.748 40.621.222,47

S&P/TSX COMPOSITE INDEX

BELLUS HEALTH INC. CA07987C2040	19,48	-0,10% -0,02		29.06.23 22:00:00	28.666 556.529,25
BIRCHCLIFF ENERGY LTD. CA0906971035	5,63	1,26% 0,07		23.04.24 16:43:01	126.604 704.908,65
BLACKBERRY LTD CA09228F1036	3,88	1,04% 0,04		23.04.24 16:44:32	398.092 1.548.998,79
BOARDWALK REAL EST. INV. ... CA0966311064	74,58	0,84% 0,62		23.04.24 16:40:23	24.328 1.812.935,72
BOMBARDIER INC. CLASS B CA0977518616	58,34	1,96% 1,12		23.04.24 16:44:08	135.807 7.879.784,04
BORALEX INC. CLASS A CA09950M3003	27,47	1,78% 0,48		23.04.24 16:36:41	35.769 970.038,33
BOYD GROUP SERVICES INC. ... CA1033101082	271,56	-0,10% -0,27		23.04.24 16:39:52	7.131 1.943.367,45
BROOKFIELD ASSET MANAGEME... CA1130041058	54,00	0,92% 0,49		23.04.24 16:44:50	97.544 5.245.004,23
BROOKFIELD BUSINESS PARTN... BMG162341090	27,11	0,56% 0,15		23.04.24 16:32:59	8.523 231.359,82
BROOKFIELD CORP. CLASS A CA11271J1075	54,795	0,95% 0,52		23.04.24 16:44:45	109.133 5.948.985,13
BROOKFIELD INFRASTRUCTURE... BMG162521014	38,47	1,00% 0,38		23.04.24 16:43:57	68.380 2.614.614,49
BROOKFIELD RENEWABLE PART... BMG162581083	29,23	1,32% 0,38		23.04.24 16:43:31	87.941 2.557.100,03
BRP INC. CA05577W2004	96,135	2,23% 2,10		23.04.24 16:43:24	27.656 2.649.907,93
CAE INC. CA1247651088	25,64	0,87% 0,22		23.04.24 16:44:47	160.546 4.109.686,20
CAMECO CORP. CA13321L1085	65,65	1,30% 0,84		23.04.24 16:44:46	175.507 11.476.177,43
CANADA GOOSE HOLDINGS INC... CA1350861060	15,86	1,02% 0,16		23.04.24 16:44:50	62.078 983.643,10
CANADIAN IMPERIAL BK OF C... CA1360691010	65,47	0,23% 0,15		23.04.24 16:44:52	252.468 16.502.097,51
CANADIAN NATIONAL RAILWAY... CA1363751027	177,735	0,31% 0,55		23.04.24 16:44:48	168.053 29.905.877,25
CANADIAN NATURAL RESOURCE... CA1363851017	104,50	-0,64% -0,67		23.04.24 16:44:46	545.605 56.796.390,80
CANADIAN PACIFIC KANSAS C... CA13646K1084	119,19	0,66% 0,78		23.04.24 16:44:48	234.008 27.934.500,68
CANADIAN TIRE CORP LTD. CA1366812024	137,07	1,60% 2,16		23.04.24 16:44:41	44.142 6.035.632,42
CANADIAN UTILITIES LTD. CA1367178326	30,27	0,30% 0,09		23.04.24 16:44:50	39.715 1.201.684,93
CANADIAN WESTERN BANK CA13677F1018	26,98	0,82% 0,22		23.04.24 16:42:10	33.796 912.247,35
CANFOR CORP. REGISTERED S... CA1375761048	14,39	1,27% 0,18		23.04.24 16:43:26	37.703 543.232,49
CAPITAL POWER CORP. CA14042M1023	35,82	0,42% 0,15		23.04.24 16:42:31	31.690 1.136.149,06
CAPSTONE COPPER CORP, CA14071L1085	9,175	-0,38% -0,04		23.04.24 16:44:02	455.946 4.164.622,22
CARGOJET INC. CA14179V5036	112,45	1,44% 1,60		23.04.24 16:38:12	16.461 1.845.659,53
CCL INDUSTRIES INC.	71,52	0,85%		23.04.24	83.944

S&P/TSX COMPOSITE INDEX

CA1249003098		0,60		16:43:46	6.020.492,52
CDN APARTM. PROP. R.ES.IN...	43,50	0,62%		23.04.24	38.958
CA1349211054		0,27		16:44:48	1.695.927,90
CELESTICA INC.	60,69	2,99%		23.04.24	159.336
CA15101Q1081		1,76		16:44:50	9.673.192,23
CENOVUS ENERGY INC.	28,96	0,07%		23.04.24	667.661
CA15135U1093		0,02		16:44:50	19.273.623,52
CENTERRA GOLD INC.	8,48	2,17%		23.04.24	93.803
CA1520061021		0,18		16:44:25	786.729,08
CGI INC. CLASS A	144,72	-0,28%		23.04.24	61.269
CA12532H1047		-0,41		16:43:50	8.887.790,48
CHARTWELL RETIREMENT RESI...	12,62	0,40%		23.04.24	33.758
CA16141A1030		0,05		16:44:18	427.210,74
CHOICE PROPERTIES REIT RE...	13,15	0,46%		23.04.24	118.455
CA17039A1066		0,06		16:44:07	1.555.568,29
CI FINANCIAL CORP	16,59	0,67%		23.04.24	39.961
CA1254911003		0,11		16:43:52	663.114,87
COGECO COMMUNICATIONS INC...	56,32	-0,07%		23.04.24	42.086
CA19239C1068		-0,04		16:39:07	2.374.981,62
COLLIERS INTERNATIONAL GR...	149,055	0,10%		23.04.24	7.885
CA1946931070		0,16		16:39:23	1.177.474,39
CONSTELLATION SOFTWARE IN...	3.714,80	0,90%		23.04.24	4.247
CA21037X1006		33,27		16:30:45	15.686.877,13
CRESCENT POINT ENERGY COR...	11,91	0,08%		23.04.24	313.024
CA22576C1014		0,01		16:44:46	3.715.576,05
CROMBIE REAL ESTATE INV.T...	13,14	0,38%		23.04.24	22.360
CA2271071094		0,05		16:40:26	294.376,60
CT REIT REG. TRUST UNITS ...	13,64	0,81%		23.04.24	37.601
CA1264621006		0,11		16:43:15	511.563,08
DEFINITY FINANCIAL CORP.....	44,68	-0,22%		23.04.24	10.769
CA24477T1003		-0,10		16:43:35	481.177,41
DENISON MINES CORP	2,73	-0,73%		23.04.24	260.026
CA2483561072		-0,02		16:43:36	712.310,02
DESCARTES SYSTEMS GROUP I...	129,95	3,51%		23.04.24	38.510
CA2499061083		4,41		16:44:06	4.994.405,97
DOLLARAMA INC.	114,97	0,83%		23.04.24	79.283
CA25675T1075		0,95		16:44:48	9.084.556,68
DREAM INDUSTRIAL REAL EST...	12,66	0,08%		23.04.24	146.920
CA26153W1095		0,01		16:44:06	1.860.470,37
DUNDEE PRECIOUS METALS IN...	10,48	0,77%		23.04.24	58.464
CA2652692096		0,08		16:43:55	610.109,27
ELDORADO GOLD CORP.	19,63	0,20%		23.04.24	62.127
CA2849025093		0,04		16:44:50	1.217.999,34
ELEMENT FLEET MANAGEMENT ...	21,70	0,60%		23.04.24	36.884
CA2861812014		0,13		16:42:11	801.003,06
EMERA INC.	46,76	0,13%		23.04.24	97.668
CA2908761018		0,06		16:44:40	4.563.939,13
EMPIRE CO. LTD.	32,04	0,16%		23.04.24	19.449
CA2918434077		0,05		16:39:58	622.760,61
ENBRIDGE INC.	48,45	0,04%		23.04.24	653.158
CA29250N1050		0,02		16:44:50	31.642.909,30
ENERGY FUELS INC.	7,24	-0,14%		23.04.24	179.645
CA2926717083		-0,01		16:44:52	1.301.342,36
ENERPLUS CORP	27,70	0,33%		23.04.24	46.493
CA2927661025		0,09		16:44:40	1.283.006,53

S&P/TSX COMPOSITE INDEX

ENGHOUSE SYSTEMS LTD. CA2929491041	30,79	1,28% 0,39	█	23.04.24 16:44:35	22.221 684.152,77
EQB INC. REGISTERED SHARE... CA26886R1047	88,10	1,85% 1,60	█	23.04.24 16:42:09	21.478 1.886.323,84
EQUINOX GOLD CORP. CA29446Y5020	7,75	-0,13% -0,01		23.04.24 16:44:43	162.340 1.262.788,79
ERO COPPER CORP. CA2960061091	26,37	-0,86% -0,23		23.04.24 16:44:24	118.955 3.122.496,10
EXCHANGE INCOME CORP. REG... CA3012831077	46,69	1,41% 0,65	█	23.04.24 16:38:32	7.280 338.529,82
FAIRFAX FINANCIAL HOLDING... CA3039011026	1.490,71	0,59% 8,71	█	23.04.24 16:42:20	13.653 20.305.455,57
FILO CORP. CA31729R1055	24,82	0,53% 0,13	█	23.04.24 16:44:51	66.370 1.653.788,91
FINNING INTERNATIONAL INC... CA3180714048	42,03	0,69% 0,29	█	23.04.24 16:44:52	55.765 2.338.833,20
FIRST CAPITAL REAL ESTATE... CA31890B1031	15,27	0,86% 0,13	█	23.04.24 16:44:40	44.611 680.311,83
FIRST MAJESTIC SILVER COR... CA32076V1031	9,18	2,00% 0,18	█	23.04.24 16:44:44	556.730 5.073.392,96
FIRST QUANTUM MINERALS LI... CA3359341052	16,04	0,69% 0,11	█	23.04.24 16:44:48	466.735 7.439.999,45
FIRSTSERVICE CORP. CA33767E2024	209,76	0,63% 1,31	█	23.04.24 16:37:53	4.555 956.441,47
FORTIS INC. CA3495531079	53,42	-0,06% -0,03		23.04.24 16:44:50	139.842 7.480.011,16
FORTUNA SILVER MINES INC. CA3499151080	6,28	2,45% 0,15	█	23.04.24 16:43:49	174.187 1.083.673,13
FRANCO-NEVADA CORP CA3518581051	163,04	0,64% 1,04	█	23.04.24 16:44:03	55.368 9.010.227,43
FREEHOLD ROYALTIES LTD. CA3565001086	14,28	0,71% 0,10	█	23.04.24 16:44:45	42.595 605.675,80
GFL ENVIRONMENTAL INC. CA36168Q1046	45,25	-0,29% -0,13		23.04.24 16:44:33	35.209 1.597.149,28
GIBSON ENERGY INC. CA3748252069	22,72	0,04% 0,01		23.04.24 16:44:40	67.447 1.531.322,26
GILDAN ACTIVEWEAR INC. CA3759161035	48,49	1,38% 0,66	█	23.04.24 16:44:19	47.695 2.299.078,81
GOEASY LTD. CA3803551074	175,52	0,11% 0,20		23.04.24 16:37:54	9.322 1.628.771,15
GRANITE REAL ESTATE INVES... CA3874371147	70,00	0,94% 0,65	█	23.04.24 16:39:57	24.305 1.698.886,85
GREAT-WEST LIFECO INC. CA39138C1068	40,15	-0,07% -0,03		23.04.24 16:44:32	93.948 3.773.798,76