

S&P/TSX COMPOSITE INDEX

ISIN: **XC0009695252** WKN: -

Übersicht

19.04.2024 22:56:40

Kurs

21.807,37 CAD

Differenz ▲ 0,46% (98,93)

Stammdaten

ISIN	XC0009695252
Symbol	TSEC
Land	Kanada
Anzahl der enthaltenen Werte im Index	227
Index-Typ	Kursindex
Wertpapierkategorie	Index

Top 5

Name	Kurs	+ - (%)	Trend
OSISKO MIN...	3,21	+4,90	▲
SILVERCRES...	7,90	+4,52	▲
SSR MINING...	5,34	+3,82	▲
KINROSS GO...	6,77	+3,79	▲
BIRCHCLIFF...	5,65	+3,67	▲

Intraday 1W 1M 6M 1J 3J

Flop 5

Name	Kurs	+ - (%)	Trend
CELESTICA ...	40,73	-7,14	▼
AFRICA OIL...	19,22	-4,05	▼
ALTUS GROU...	49,83	-3,21	▼
PARKLAND C...	42,19	-2,56	▼
BLACKBERRY...	2,75	-2,33	▼

Intraday 1W 1M 6M 1J 3J



Nähere Infos zu den Ländern &



Die Wertentwicklung der Vergangenheit lässt keine verlässlichen Rückschlüsse auf die zukünftige Entwicklung eines Finanzinstruments zu.

Quelle: FactSet

Aktuellstes Research

Märkte			
Datum		Überschrift	Download
03.04.2024		Global Equity Ratings	↓
03.04.2024		Aktienempfehlungen Global	↓
26.03.2024		Global Strategy 2Q 2024	↓
26.03.2024		Global Strategy 2Q 2024	↓
13.03.2024		Global Equity Ratings	↓

Regionen

➤ **Märkte nach Region**

Details

19.04.2024 22:56:40

Kurs

21.807,37 CADDifferenz  0,46% (98,93)

Stammdaten

ISIN	XC0009695252
Symbol	TSEC
Land	Kanada
Wertpapierkategorie	Index
Anzahl der enthaltenen Werte im Index	227

Marktdaten

Eröffnung	21.710,23 CAD
Hoch	21.871,49 CAD
Tief	21.679,80 CAD
Schluss Vortag	21.708,44 CAD
Volumen (Mio.)	216.771.077
Volumen (Stück)	4.697.140.251.625

Performance und Risiko

	6M	1J	3J
Perf (%)	+12,71%	+5,45%	+13,55%
Perf (abs.)	+2.458,56	+1.126,54	+2.602,95
Beta	-	-	-
Volatilität	10,59	11,36	12,94



Die Wertentwicklung der Vergangenheit lässt keine verlässlichen Rückschlüsse auf die zukünftige Entwicklung eines Finanzinstruments zu.

Quelle: FactSet

Kursdaten

Ø Kurs 5 Tage Ø Volumen 5 Tage (Stk.)	21.710,99 CAD (218.532.025)
Ø Kurs 30 Tage Ø Volumen 30 Tage (Stk.)	21.966,86 CAD (238.585.040)
Ø Kurs 100 Tage Ø Volumen 100 Tage (Stk.)	21.224,49 CAD (223.427.596)
Ø Kurs 250 Tage Ø Volumen 250 Tage	20.469,67 CAD (211.243.654)
Hoch seit 1.1. Datum	22.380,16 CAD (09.04.2024)
Tief seit 1.1. Datum	20.466,50 CAD (13.02.2024)
52 Wochen Hoch Datum	22.380,16 CAD (09.04.2024)
52 Wochen Tief Datum	18.692,06 CAD (27.10.2023)

Enthaltene Werte

Seite 1 von 3

<< < > >>




Name  ISIN	Kurs	Diff %  Diff /-	Performance 	Datum Zeit	Gehandelte Stück  Umsatz Geld 
ADVANTAGE ENERGY LTD. CA00791P1071	10,56	2,13% 0,22		19.04.24 22:00:00	254.310 2.683.645,31
AFRICA OIL CORP CA00829Q1019	2,37	-4,05% -0,10		19.04.24 22:00:00	426.320 1.030.552,15
AGNICO EAGLE MINES LTD. CA0084741085	87,82	0,49% 0,43		19.04.24 22:00:00	878.044 76.894.760,80
AIR CANADA INC. CA0089118776	19,58	0,00% 0,00		19.04.24 22:52:16	1.967.453 38.624.704,94
ALGONQUIN POWER & UTILITI... CA0158571053	8,17	1,49% 0,12		19.04.24 22:00:00	1.417.457 11.553.095,13
ALIMENTATION COUCHE-TARD ... CA01626P1484	76,06	0,86% 0,65		19.04.24 22:52:16	1.399.100 106.463.260,44
ALLIED PROP. REAL EST. IN... CA0194561027	17,08	0,47% 0,08		19.04.24 22:00:00	304.932 5.213.023,05
ALTAGAS LTD CA0213611001	29,89	1,43% 0,42		19.04.24 22:00:00	768.730 22.999.915,21
ALTUS GROUP LTD CA02215R1073	49,83	-3,21% -1,65		19.04.24 22:00:00	104.300 5.208.375,64
ARC RESOURCES LTD. CA00208D4084	24,97	0,00% 0,00		19.04.24 22:00:00	1.504.371 37.628.095,52
ARITZIA INC. CA04045U1021	33,05	-1,78% -0,60		19.04.24 22:00:00	277.949 9.204.926,11
ATCO LTD. CLASS I CA0467894006	36,57	0,99% 0,36		19.04.24 22:52:16	111.342 4.069.326,25
ATHABASCA OIL CORP. CA04682R1073	5,02	-0,79% -0,04		19.04.24 22:52:04	2.271.130 11.440.009,96
ATS CORP. CA00217Y1043	42,82	-1,47% -0,64		19.04.24 22:00:00	345.791 14.856.097,12
B2GOLD CORP CA11777Q2099	3,59	-0,83% -0,03		19.04.24 22:00:00	4.517.159 16.240.908,57
BADGER INFRASTRUCTURE SOL... CA0565331026	46,58	0,50% 0,23		19.04.24 22:00:00	50.473 2.338.436,52
BALLARD POWER SYSTEMS INC... CA0585861085	3,65	-1,62% -0,06		19.04.24 22:00:00	5.762.963 21.012.413,95
BANK OF MONTREAL CA0636711016	126,75	1,11% 1,39		19.04.24 22:00:00	2.907.686 368.148.829,65
BANK OF NOVA SCOTIA CA0641491075	64,28	0,22% 0,14		19.04.24 22:00:00	3.709.879 238.680.942,33
BARRICK GOLD CORP CA0679011084	23,53	0,64% 0,15		19.04.24 22:52:54	2.780.738 65.323.571,53
BAUSCH HEALTH COMPANIES I... CA0717341071	11,94	0,84% 0,10		19.04.24 22:00:00	255.804 3.044.970,82
BAYTEX ENERGY CORP CA07317Q1054	5,00	0,40% 0,02		19.04.24 22:00:00	5.422.805 27.391.477,46
BCE INC. CA05534B7604	44,80	1,04% 0,46		19.04.24 22:52:16	2.397.301 107.298.546,14

BELLUS HEALTH INC. CA07987C2040	19,48	-0,10% -0,02		29.06.23 22:00:00	28.666 556.529,25
BIRCHCLIFF ENERGY LTD. CA0906971035	5,65	3,67% 0,20	█	19.04.24 22:00:00	3.187.839 18.286.639,67
BLACKBERRY LTD CA09228F1036	3,78	-2,33% -0,09		19.04.24 22:00:00	1.386.623 5.257.759,06
BOARDWALK REAL EST. INV. ... CA0966311064	71,76	1,63% 1,15	█	19.04.24 22:52:16	116.113 8.286.657,05
BOMBARDIER INC. CLASS B CA0977518616	57,07	0,69% 0,39		19.04.24 22:00:00	212.018 12.069.998,90
BORALEX INC. CLASS A CA09950M3003	26,76	-1,18% -0,32		19.04.24 22:00:00	302.970 8.134.074,65
BOYD GROUP SERVICES INC. ... CA1033101082	269,64	-1,86% -5,10		19.04.24 22:00:00	55.753 15.082.513,43
BROOKFIELD ASSET MANAGEME... CA1130041058	52,70	-0,40% -0,21		19.04.24 21:59:59	421.487 22.218.230,07
BROOKFIELD BUSINESS PARTN... BMG162341090	27,01	1,35% 0,36	█	19.04.24 21:59:59	2.950 79.462,50
BROOKFIELD CORP. CLASS A CA11271J1075	53,62	0,92% 0,49		19.04.24 22:00:00	909.387 48.589.620,41
BROOKFIELD INFRASTRUCTURE... BMG162521014	37,41	3,17% 1,15	█	19.04.24 22:00:00	808.232 29.986.411,93
BROOKFIELD RENEWABLE PART... BMG162581083	28,62	1,13% 0,32	█	19.04.24 22:00:00	435.432 12.387.111,99
BRP INC. CA05577W2004	95,38	1,76% 1,65	█	19.04.24 22:00:00	178.540 16.990.644,37
CAE INC. CA1247651088	25,58	0,08% 0,02		19.04.24 22:52:16	469.069 11.996.045,54
CAMECO CORP. CA13321L1085	66,18	-0,24% -0,16		19.04.24 22:00:00	698.671 46.291.594,22
CANADA GOOSE HOLDINGS INC... CA1350861060	15,70	1,29% 0,20	█	19.04.24 22:00:00	144.075 2.243.681,37
CANADIAN IMPERIAL BK OF C... CA1360691010	65,40	0,58% 0,38		19.04.24 21:59:59	1.484.693 97.072.141,60
CANADIAN NATIONAL RAILWAY... CA1363751027	175,47	0,21% 0,36		19.04.24 22:52:17	810.526 142.372.420,60
CANADIAN NATURAL RESOURCE... CA1363851017	105,31	-0,50% -0,53		19.04.24 21:59:59	1.571.044 166.215.214,60
CANADIAN PACIFIC KANSAS C... CA13646K1084	116,41	0,71% 0,82		19.04.24 22:52:17	1.171.132 136.140.757,39
CANADIAN TIRE CORP LTD. CA1366812024	132,26	2,08% 2,70	█	19.04.24 22:00:00	252.809 33.316.699,80
CANADIAN UTILITIES LTD. CA1367178326	30,20	1,27% 0,38	█	19.04.24 22:00:00	244.766 7.376.741,77
CANADIAN WESTERN BANK CA13677F1018	26,58	0,61% 0,16		19.04.24 22:52:17	120.674 3.203.939,20
CANFOR CORP. REGISTERED S... CA1375761048	14,42	0,77% 0,11		19.04.24 22:00:00	289.609 4.203.678,73
CAPITAL POWER CORP. CA14042M1023	35,92	-0,55% -0,20		19.04.24 22:00:00	273.606 9.841.255,47
CAPSTONE COPPER CORP, CA14071L1085	9,50	-1,55% -0,15		19.04.24 22:00:00	1.656.458 15.773.369,84
CARGOJET INC. CA14179V5036	110,86	0,38% 0,42		19.04.24 22:00:00	32.926 3.638.882,49
CCL INDUSTRIES INC.	70,58	-0,34%		19.04.24	192.014

S&P/TSX COMPOSITE INDEX

CA1249003098		-0,24		22:00:00	13.576.659,81
CDN APARTM. PROP. R.ES.IN...	42,67	0,83%	█	19.04.24	536.578
CA1349211054		0,35		22:00:00	22.825.962,80
CELESTICA INC.	56,03	-7,14%		19.04.24	1.031.230
CA15101Q1081		-4,31		22:00:00	58.597.700,62
CENOVUS ENERGY INC.	28,69	0,81%	█	19.04.24	4.790.020
CA15135U1093		0,23		22:00:00	137.680.188,89
CENTERRA GOLD INC.	8,51	1,92%	█	19.04.24	592.552
CA1520061021		0,16		22:00:00	5.012.502,22
CGI INC. CLASS A	142,99	-0,08%		19.04.24	283.501
CA12532H1047		-0,12		22:00:00	40.495.130,70
CHARTWELL RETIREMENT RESI...	12,70	-1,63%		19.04.24	804.178
CA16141A1030		-0,21		22:00:00	10.276.446,48
CHOICE PROPERTIES REIT RE...	13,00	0,15%		19.04.24	380.084
CA17039A1066		0,02		22:00:00	4.947.085,57
CI FINANCIAL CORP	16,57	1,91%	█	19.04.24	328.427
CA1254911003		0,31		21:59:59	5.406.343,68
COGECO COMMUNICATIONS INC...	56,58	1,09%	█	19.04.24	32.716
CA19239C1068		0,61		22:00:00	1.849.855,08
COLLIERS INTERNATIONAL GR...	145,87	-0,96%		19.04.24	88.704
CA1946931070		-1,42		22:52:16	12.976.563,05
CONSTELLATION SOFTWARE IN...	3.661,67	-1,04%		19.04.24	28.855
CA21037X1006		-38,51		22:00:00	106.264.189,49
CRESCENT POINT ENERGY COR...	11,96	2,66%	█	19.04.24	4.691.763
CA22576C1014		0,31		22:00:00	55.855.950,63
CROMBIE REAL ESTATE INV.T...	12,87	0,55%	█	19.04.24	85.262
CA2271071094		0,07		22:00:00	1.096.061,68
CT REIT REG. TRUST UNITS ...	13,25	0,76%	█	19.04.24	226.211
CA1264621006		0,10		22:00:00	3.003.178,94
DEFINITY FINANCIAL CORP.....	44,30	-0,20%		19.04.24	62.115
CA24477T1003		-0,09		22:00:00	2.752.061,40
DENISON MINES CORP	2,76	-0,36%		19.04.24	917.660
CA2483561072		-0,01		22:00:00	2.526.091,84
DESCARTES SYSTEMS GROUP I...	124,25	0,07%		19.04.24	134.993
CA2499061083		0,09		21:59:59	16.711.335,68
DOLLARAMA INC.	112,80	-0,12%		19.04.24	355.108
CA25675T1075		-0,13		22:52:17	40.090.094,41
DREAM INDUSTRIAL REAL EST...	12,37	-0,16%		19.04.24	502.037
CA26153W1095		-0,02		22:00:00	6.216.085,39
DUNDEE PRECIOUS METALS IN...	10,80	0,65%	█	19.04.24	241.939
CA2652692096		0,07		22:00:00	2.605.905,00
ELDORADO GOLD CORP.	20,68	0,78%	█	19.04.24	328.916
CA2849025093		0,16		22:00:00	6.791.734,53
ELEMENT FLEET MANAGEMENT ...	21,50	-0,09%		19.04.24	294.509
CA2861812014		-0,02		22:00:00	6.336.584,42
EMERA INC.	46,71	0,67%	█	19.04.24	1.379.074
CA2908761018		0,31		22:52:17	64.410.772,68
EMPIRE CO. LTD.	31,69	-0,03%		19.04.24	148.675
CA2918434077		-0,01		22:52:17	4.715.306,42
ENBRIDGE INC.	47,97	2,79%	█	19.04.24	11.703.545
CA29250N1050		1,30		22:52:17	560.206.834,87
ENERGY FUELS INC.	8,06	0,12%		19.04.24	238.137
CA2926717083		0,01		22:00:00	1.912.940,96
ENERPLUS CORP	27,41	0,18%		19.04.24	317.540
CA2927661025		0,05		22:00:00	8.704.412,61

S&P/TSX COMPOSITE INDEX

ENGHOUSE SYSTEMS LTD. CA2929491041	30,51	0,99% 0,30		19.04.24 22:00:00	98.487 2.997.763,84
EQB INC. REGISTERED SHARE... CA26886R1047	86,03	1,53% 1,30		19.04.24 22:00:00	102.085 8.732.771,35
EQUINOX GOLD CORP. CA29446Y5020	8,22	1,48% 0,12		19.04.24 22:00:00	295.129 2.430.751,70
ERO COPPER CORP. CA2960061091	27,71	-1,00% -0,28		19.04.24 22:00:00	372.807 10.299.750,89
EXCHANGE INCOME CORP. REG... CA3012831077	45,94	-0,67% -0,31		19.04.24 22:00:00	53.772 2.482.601,43
FAIRFAX FINANCIAL HOLDING... CA3039011026	1.513,79	0,61% 9,20		19.04.24 22:00:00	28.437 43.007.737,72
FILO CORP. CA31729R1055	24,91	2,05% 0,50		19.04.24 22:00:00	201.769 5.029.074,51
FINNING INTERNATIONAL INC... CA3180714048	42,07	0,02% 0,01		19.04.24 22:00:00	239.011 10.022.109,11
FIRST CAPITAL REAL ESTATE... CA31890B1031	14,90	1,57% 0,23		19.04.24 22:00:00	390.548 5.788.281,05
FIRST MAJESTIC SILVER COR... CA32076V1031	9,28	-0,54% -0,05		19.04.24 22:00:00	1.134.868 10.648.074,02
FIRST QUANTUM MINERALS LI... CA3359341052	15,96	-0,81% -0,13		19.04.24 22:52:17	2.675.880 42.690.475,77
FIRSTSERVICE CORP. CA33767E2024	205,50	-0,10% -0,20		19.04.24 22:00:00	54.885 11.284.906,45
FORTIS INC. CA3495531079	52,89	0,97% 0,51		19.04.24 22:52:17	1.794.070 94.847.754,78
FORTUNA SILVER MINES INC. CA3499151080	6,40	2,73% 0,17		19.04.24 22:00:00	632.718 4.055.387,40
FRANCO-NEVADA CORP CA3518581051	167,00	-0,32% -0,53		19.04.24 22:00:00	267.455 44.684.837,46
FREEHOLD ROYALTIES LTD. CA3565001086	14,30	0,78% 0,11		19.04.24 22:00:00	247.487 3.549.129,35
GFL ENVIRONMENTAL INC. CA36168Q1046	45,56	0,13% 0,06		19.04.24 22:00:00	111.239 5.048.546,01
GIBSON ENERGY INC. CA3748252069	22,71	1,25% 0,28		19.04.24 22:00:00	304.376 6.906.794,22
GILDAN ACTIVEWEAR INC. CA3759161035	48,42	0,12% 0,06		19.04.24 22:00:00	146.535 7.107.243,92
GOEASY LTD. CA3803551074	173,43	0,84% 1,44		19.04.24 22:00:00	87.782 15.148.253,28
GRANITE REAL ESTATE INVES... CA3874371147	69,00	-0,35% -0,24		19.04.24 22:00:00	152.696 10.600.368,20
GREAT-WEST LIFECO INC. CA39138C1068	40,26	-0,10% -0,04		19.04.24 22:00:00	987.649 39.763.467,94