

# S&P/TSX COMPOSITE INDEX

ISIN: **XC0009695252** WKN: -

## Übersicht

17.04.2024 22:36:27

Kurs

**21.656,05** CAD

Differenz ▲ 0,06% (13,18)

### Stammdaten

ISIN	XC0009695252
Symbol	TSEC
Land	Kanada
Anzahl der enthaltenen Werte im Index	227
Index-Typ	Kursindex
Wertpapierkategorie	Index

### Top 5

Name	Kurs	+ - (%)	Trend
GOEASY LTD...	173,81	+6,27	<span style="color: green;">▲</span>
AIR CANADA...	19,31	+5,06	<span style="color: green;">▲</span>
BIRCHCLIFF...	5,56	+4,51	<span style="color: green;">▲</span>
IAMGOLD CO...	3,66	+3,06	<span style="color: green;">▲</span>
SANDSTORM ...	5,41	+3,03	<span style="color: green;">▲</span>

Intraday 1W 1M 6M 1J 3J

### Flop 5

Name	Kurs	+ - (%)	Trend
TILRAY INC...	1,72	-7,06	<span style="color: red;">▼</span>
TFI INTERN...	144,33	-7,03	<span style="color: red;">▼</span>
FIRST QUAN...	14,78	-4,46	<span style="color: red;">▼</span>
GRANITE RE...	69,17	-4,28	<span style="color: red;">▼</span>
BRP INC.	95,92	-3,56	<span style="color: red;">▼</span>

Intraday 1W 1M 6M 1J 3J



Nähere Infos zu den Ländern &

5J



Die Wertentwicklung der Vergangenheit lässt keine verlässlichen Rückschlüsse auf die zukünftige Entwicklung eines Finanzinstruments zu.

Quelle: FactSet

### Aktuellstes Research

#### Märkte

Datum	Überschrift	Download
03.04.2024	Global Equity Ratings	<a href="#">Download</a>
03.04.2024	Aktienempfehlungen Global	<a href="#">Download</a>
26.03.2024	Global Strategy 2Q 2024	<a href="#">Download</a>
26.03.2024	Global Strategy 2Q 2024	<a href="#">Download</a>
13.03.2024	Global Equity Ratings	<a href="#">Download</a>

**Regionen**

➤ **Märkte nach Region**

## Details

17.04.2024 22:36:27

Kurs

21.656,05 CAD

Differenz ▲ 0,06% (13,18)

## Stammdaten

ISIN	XC0009695252
Symbol	TSEC
Land	Kanada
Wertpapierkategorie	Index
Anzahl der enthaltenen Werte im Index	227

## Marktdaten

Eröffnung	21.686,59 CAD
Hoch	21.824,29 CAD
Tief	21.568,63 CAD
Schluss Vortag	21.642,87 CAD
Volumen (Mio.)	210.382.744
Volumen (Stück)	4.558.947.600.013

## Performance und Risiko

	6M	1J	3J
Perf (%)	+9,97%	+4,91%	+11,91%
Perf (abs.)	+1.963,25	+1.014,08	+2.304,73
Beta	-	-	-
Volatilität	10,78	11,36	12,96



Die Wertentwicklung der Vergangenheit lässt keine verlässlichen Rückschlüsse auf die zukünftige Entwicklung eines Finanzinstruments zu.

Quelle: FactSet

## Kursdaten

Ø Kurs 5 Tage   Ø Volumen 5 Tage (Stk.)	21.809,84 CAD (226.632.033)
Ø Kurs 30 Tage   Ø Volumen 30 Tage (Stk.)	21.962,62 CAD (237.717.577)
Ø Kurs 100 Tage   Ø Volumen 100 Tage (Stk.)	21.191,53 CAD (220.859.589)
Ø Kurs 250 Tage   Ø Volumen 250 Tage	20.460,90 CAD (211.116.980)
Hoch seit 1.1.   Datum	22.380,16 CAD (09.04.2024)
Tief seit 1.1.   Datum	20.466,50 CAD (13.02.2024)
52 Wochen Hoch   Datum	22.380,16 CAD (09.04.2024)
52 Wochen Tief   Datum	18.692,06 CAD (27.10.2023)

## Enthaltene Werte

Seite 1 von 3

<< <  > >>

Name  ISIN	Kurs	Diff %  Diff /-	Performance 	Datum Zeit	Gehandelte Stück  Umsatz Geld 
ADVANTAGE ENERGY LTD. CA00791P1071	10,37	1,27% 0,13		17.04.24 22:00:00	310.257 3.220.380,07
AFRICA OIL CORP CA00829Q1019	2,47	0,41% 0,01		17.04.24 22:00:00	319.931 793.207,78
AGNICO EAGLE MINES LTD. CA0084741085	86,08	0,91% 0,78		17.04.24 22:15:11	1.124.671 96.925.412,13
AIR CANADA INC. CA0089118776	19,31	5,06% 0,93		17.04.24 22:00:00	3.260.402 62.286.849,70
ALGONQUIN POWER & UTILITI... CA0158571053	7,94	1,28% 0,10		17.04.24 22:00:00	1.161.923 9.215.862,66
ALIMENTATION COUCHE-TARD ... CA01626P1484	75,27	0,23% 0,17		17.04.24 22:00:00	1.283.478 96.573.134,27
ALLIED PROP. REAL EST. IN... CA0194561027	16,54	-2,59% -0,44		17.04.24 22:00:00	682.956 11.422.021,80
ALTAGAS LTD CA0213611001	29,24	0,83% 0,24		17.04.24 22:15:11	607.031 17.704.886,70
ALTUS GROUP LTD CA02215R1073	51,67	-0,81% -0,42		17.04.24 22:15:11	100.903 5.248.656,27
ARC RESOURCES LTD. CA00208D4084	25,07	-1,53% -0,39		17.04.24 22:00:00	2.214.225 55.596.135,99
ARITZIA INC. CA04045U1021	34,81	2,87% 0,97		17.04.24 22:00:00	228.904 7.882.910,47
ATCO LTD. CLASS I CA0467894006	35,65	-0,36% -0,13		17.04.24 22:00:00	136.349 4.863.179,66
ATHABASCA OIL CORP. CA04682R1073	5,14	-0,58% -0,03		17.04.24 22:00:00	3.146.671 16.333.187,28
ATS CORP. CA00217Y1043	41,68	0,68% 0,28		17.04.24 22:00:00	214.985 8.919.274,62
B2GOLD CORP CA11777Q2099	3,67	0,27% 0,01		17.04.24 22:00:00	4.687.150 17.355.976,01
BADGER INFRASTRUCTURE SOL... CA0565331026	47,21	-2,14% -1,03		17.04.24 22:00:00	67.086 3.176.308,42
BALLARD POWER SYSTEMS INC... CA0585861085	3,74	-1,06% -0,04		17.04.24 22:00:00	765.907 2.859.484,34
BANK OF MONTREAL CA0636711016	125,27	-0,52% -0,66		17.04.24 22:00:00	2.865.877 359.256.876,29
BANK OF NOVA SCOTIA CA0641491075	64,22	0,22% 0,14		17.04.24 22:00:00	2.772.029 178.050.777,59
BARRICK GOLD CORP CA0679011084	23,02	1,05% 0,24		17.04.24 22:15:44	3.741.823 86.104.568,50
BAUSCH HEALTH COMPANIES I... CA0717341071	11,93	-1,16% -0,14		17.04.24 22:00:00	351.688 4.250.459,61
BAYTEX ENERGY CORP CA07317Q1054	4,98	-1,39% -0,07		17.04.24 22:00:00	5.835.764 29.510.341,58
BCE INC. CA05534B7604	44,42	-0,27% -0,12		17.04.24 22:00:00	2.064.640 91.838.293,47












## S&amp;P/TSX COMPOSITE INDEX

BELLUS HEALTH INC. CA07987C2040	19,48	-0,10% -0,02		29.06.23 22:00:00	28.666 556.529,25
BIRCHCLIFF ENERGY LTD. CA0906971035	5,56	4,51% 0,24		17.04.24 22:00:00	2.717.164 14.981.422,88
BLACKBERRY LTD CA09228F1036	3,82	1,06% 0,04		17.04.24 22:00:00	1.697.458 6.564.590,31
BOARDWALK REAL EST. INV. ... CA0966311064	70,73	-0,45% -0,32		17.04.24 22:00:00	84.095 5.947.131,46
BOMBARDIER INC. CLASS B CA0977518616	57,35	-0,36% -0,21		17.04.24 22:00:00	293.816 17.003.489,50
BORALEX INC. CLASS A CA09950M3003	26,52	0,45% 0,12		17.04.24 22:00:00	192.454 5.100.127,35
BOYD GROUP SERVICES INC. ... CA1033101082	276,53	0,49% 1,34		17.04.24 22:00:00	19.427 5.359.915,57
BROOKFIELD ASSET MANAGEME... CA1130041058	53,77	1,22% 0,65		17.04.24 21:59:59	702.032 37.752.863,43
BROOKFIELD BUSINESS PARTN... BMG162341090	26,41	-0,90% -0,24		17.04.24 22:00:00	17.319 462.473,03
BROOKFIELD CORP. CLASS A CA11271J1075	53,72	0,39% 0,21		17.04.24 22:00:00	929.537 49.958.975,97
BROOKFIELD INFRASTRUCTURE... BMG162521014	35,21	1,73% 0,60		17.04.24 22:15:11	425.676 14.953.751,65
BROOKFIELD RENEWABLE PART... BMG162581083	27,88	1,01% 0,28		17.04.24 22:00:00	376.201 10.482.070,95
BRP INC. CA05577W2004	95,92	-3,56% -3,54		17.04.24 22:00:00	248.007 24.202.989,88
CAE INC. CA1247651088	26,04	-0,34% -0,09		17.04.24 22:15:11	604.370 15.736.547,02
CAMECO CORP. CA13321L1085	66,67	0,15% 0,10		17.04.24 22:00:00	666.853 44.756.600,94
CANADA GOOSE HOLDINGS INC... CA1350861060	15,50	0,13% 0,02		17.04.24 22:00:00	238.864 3.676.632,77
CANADIAN IMPERIAL BK OF C... CA1360691010	64,80	-0,22% -0,14		17.04.24 22:00:00	3.574.947 231.873.989,42
CANADIAN NATIONAL RAILWAY... CA1363751027	174,93	-0,54% -0,95		17.04.24 22:00:00	1.000.834 174.523.685,35
CANADIAN NATURAL RESOURCE... CA1363851017	106,30	-0,68% -0,73		17.04.24 22:15:12	2.614.434 279.255.458,45
CANADIAN PACIFIC KANSAS C... CA13646K1084	115,57	-0,75% -0,87		17.04.24 22:00:00	1.015.377 117.147.745,02
CANADIAN TIRE CORP LTD. CA1366812024	128,57	0,53% 0,68		17.04.24 22:00:00	308.565 39.646.336,85
CANADIAN UTILITIES LTD. CA1367178326	29,55	-0,24% -0,07		17.04.24 22:00:00	441.598 13.052.366,57
CANADIAN WESTERN BANK CA13677F1018	26,29	0,81% 0,21		17.04.24 22:15:12	138.773 3.648.505,99
CANFOR CORP. REGISTERED S... CA1375761048	14,53	-3,00% -0,45		17.04.24 22:00:00	199.807 2.942.338,29
CAPITAL POWER CORP. CA14042M1023	35,87	-0,17% -0,06		17.04.24 22:00:00	270.063 9.697.214,84
CAPSTONE COPPER CORP, CA14071L1085	9,51	-0,83% -0,08		17.04.24 22:15:44	2.639.782 25.193.498,85
CARGOJET INC. CA14179V5036	112,02	2,77% 3,02		17.04.24 22:00:00	37.878 4.233.398,87
CCL INDUSTRIES INC.	70,14	0,82%		17.04.24	281.274

## S&amp;P/TSX COMPOSITE INDEX

CA1249003098		0,57		22:00:00	19.724.961,61
CDN APARTM. PROP. R.ES.IN...	42,49	-1,44%		17.04.24	327.915
CA1349211054		-0,62		22:00:00	13.976.217,41
CELESTICA INC.	61,46	-2,65%		17.04.24	313.074
CA15101Q1081		-1,67		22:15:11	19.480.438,05
CENOVUS ENERGY INC.	28,56	0,14%		17.04.24	5.698.593
CA15135U1093		0,04		22:00:00	163.841.352,53
CENTERRA GOLD INC.	8,35	1,71%	█	17.04.24	716.792
CA1520061021		0,14		22:00:00	5.995.573,95
CGI INC. CLASS A	143,97	0,50%		17.04.24	413.706
CA12532H1047		0,71		22:15:12	59.506.165,36
CHARTWELL RETIREMENT RESI...	12,61	0,16%		17.04.24	263.161
CA16141A1030		0,02		22:00:00	3.295.890,24
CHOICE PROPERTIES REIT RE...	12,88	-0,62%		17.04.24	255.038
CA17039A1066		-0,08		22:00:00	3.296.354,84
CI FINANCIAL CORP	16,33	1,05%	█	17.04.24	311.772
CA1254911003		0,17		22:00:00	5.099.233,17
COGECO COMMUNICATIONS INC...	55,70	-1,33%		17.04.24	30.916
CA19239C1068		-0,75		22:00:00	1.730.126,58
COLLIERS INTERNATIONAL GR...	150,14	-0,53%		17.04.24	24.226
CA1946931070		-0,80		22:00:00	3.633.624,69
CONSTELLATION SOFTWARE IN...	3.711,46	1,69%	█	17.04.24	39.353
CA21037X1006		61,75		22:15:12	145.873.842,35
CRESCENT POINT ENERGY COR...	11,75	-0,51%		17.04.24	4.029.375
CA22576C1014		-0,06		22:00:00	47.594.808,07
CROMBIE REAL ESTATE INV.T...	12,84	0,16%		17.04.24	184.518
CA2271071094		0,02		22:00:00	2.363.904,93
CT REIT REG. TRUST UNITS ...	13,07	-0,76%		17.04.24	163.983
CA1264621006		-0,10		22:00:00	2.152.093,77
DEFINITY FINANCIAL CORP.....	43,97	-0,16%		17.04.24	91.826
CA24477T1003		-0,07		22:00:00	4.043.166,11
DENISON MINES CORP	2,80	-0,36%		17.04.24	1.837.424
CA2483561072		-0,01		22:00:00	5.171.603,17
DESCARTES SYSTEMS GROUP I...	124,64	-0,84%		17.04.24	81.599
CA2499061083		-1,06		22:00:00	10.205.031,21
DOLLARAMA INC.	113,43	1,64%	█	17.04.24	567.699
CA25675T1075		1,83		22:15:12	64.200.200,08
DREAM INDUSTRIAL REAL EST...	12,35	-1,36%		17.04.24	383.523
CA26153W1095		-0,17		21:59:59	4.754.795,38
DUNDEE PRECIOUS METALS IN...	10,69	1,42%	█	17.04.24	452.522
CA2652692096		0,15		22:00:00	4.843.472,24
ELDORADO GOLD CORP.	20,60	-1,06%		17.04.24	377.508
CA2849025093		-0,22		22:00:00	7.830.371,18
ELEMENT FLEET MANAGEMENT ...	21,32	0,09%		17.04.24	379.751
CA2861812014		0,02		22:00:00	8.095.326,05
EMERA INC.	46,36	-0,17%		17.04.24	5.122.210
CA2908761018		-0,08		22:00:00	237.823.791,40
EMPIRE CO. LTD.	31,80	0,41%		17.04.24	269.572
CA2918434077		0,13		22:15:12	8.543.025,04
ENBRIDGE INC.	45,89	0,75%	█	17.04.24	11.511.695
CA29250N1050		0,34		22:00:00	527.610.560,64
ENERGY FUELS INC.	7,92	-1,37%		17.04.24	315.031
CA2926717083		-0,11		22:00:00	2.526.318,45
ENERPLUS CORP	27,62	-1,85%		17.04.24	205.465
CA2927661025		-0,52		22:00:00	5.724.248,75

## S&amp;P/TSX COMPOSITE INDEX

ENGHOUSE SYSTEMS LTD. CA2929491041	30,46	2,15% 0,64		17.04.24 22:00:00	97.959 2.965.958,39
EQB INC. REGISTERED SHARE... CA26886R1047	84,28	-0,25% -0,21		17.04.24 22:00:00	29.222 2.465.517,31
EQUINOX GOLD CORP. CA29446Y5020	8,10	0,50% 0,04		17.04.24 22:00:00	440.534 3.584.054,50
ERO COPPER CORP. CA2960061091	27,46	-1,08% -0,30		17.04.24 22:00:00	223.392 6.190.404,15
EXCHANGE INCOME CORP. REG... CA3012831077	46,30	1,74% 0,79		17.04.24 22:15:12	43.639 2.015.278,42
FAIRFAX FINANCIAL HOLDING... CA3039011026	1.483,20	0,11% 1,67		17.04.24 22:00:00	46.206 68.558.276,49
FILO CORP. CA31729R1055	23,75	2,06% 0,48		17.04.24 22:00:00	165.875 3.945.256,51
FINNING INTERNATIONAL INC... CA3180714048	41,83	-1,41% -0,60		17.04.24 22:15:12	245.999 10.339.811,03
FIRST CAPITAL REAL ESTATE... CA31890B1031	14,50	-1,36% -0,20		17.04.24 22:15:12	415.738 6.052.624,68
FIRST MAJESTIC SILVER COR... CA32076V1031	9,42	-0,42% -0,04		17.04.24 22:00:00	1.591.880 15.198.293,02
FIRST QUANTUM MINERALS LI... CA3359341052	14,78	-4,46% -0,69		17.04.24 22:15:12	3.043.459 45.685.123,51
FIRSTSERVICE CORP. CA33767E2024	206,69	-0,96% -2,01		17.04.24 22:00:00	54.379 11.260.184,57
FORTIS INC. CA3495531079	51,83	0,99% 0,51		17.04.24 22:15:12	2.807.711 145.322.561,25
FORTUNA SILVER MINES INC. CA3499151080	6,29	-0,16% -0,01		17.04.24 22:00:00	755.670 4.771.501,63
FRANCO-NEVADA CORP CA3518581051	165,91	2,53% 4,09		17.04.24 22:15:12	353.936 58.493.256,29
FREEHOLD ROYALTIES LTD. CA3565001086	14,25	-0,35% -0,05		17.04.24 22:00:00	227.202 3.240.343,32
GFL ENVIRONMENTAL INC. CA36168Q1046	45,72	-1,74% -0,81		17.04.24 22:00:00	122.098 5.610.627,48
GIBSON ENERGY INC. CA3748252069	22,33	-1,24% -0,28		17.04.24 22:15:12	726.081 16.209.575,53
GILDAN ACTIVEWEAR INC. CA3759161035	48,48	-2,49% -1,24		17.04.24 22:00:00	208.356 10.154.523,03
GOEASY LTD. CA3803551074	173,81	6,27% 10,26		17.04.24 22:00:00	94.315 16.409.616,78
GRANITE REAL ESTATE INVES... CA3874371147	69,17	-4,28% -3,09		17.04.24 22:00:00	170.860 11.994.685,82
GREAT-WEST LIFECO INC. CA39138C1068	40,07	-0,64% -0,26		17.04.24 22:00:00	1.315.084 52.688.884,78