

S&P/TSX COMPOSITE INDEX

ISIN: **XC0009695252** WKN: -

Übersicht

16.04.2024 22:44:17

Kurs

21.642,87 CAD

Differenz -0,45% (-97,33)

Stammdaten

ISIN	XC0009695252
Symbol	TSEC
Land	Kanada
Anzahl der enthaltenen Werte im Index	227
Index-Typ	Kursindex
Wertpapierkategorie	Index

Top 5

Name	Kurs	+ - (%)	Trend
DESCARTES ...	90,90	+4,43	
K92 MINING...	7,55	+4,14	
FIRST QUAN...	15,47	+4,10	
CAPSTONE C...	9,59	+3,56	
TILRAY INC...	1,83	+3,24	

Intraday 1W 1M 6M 1J 3J

Flop 5

Name	Kurs	+ - (%)	Trend
FIRST MAJE...	6,84	-8,24	
BARRICK GO...	16,48	-4,96	
BORALEX IN...	26,40	-3,44	
NORTHWEST ...	4,83	-3,21	
ENERGY FUE...	5,80	-3,14	

Intraday 1W 1M 6M 1J 3J



Nähere Infos zu den Ländern &



Die Wertentwicklung der Vergangenheit lässt keine verlässlichen Rückschlüsse auf die zukünftige Entwicklung eines Finanzinstruments zu.

Quelle: FactSet

Aktuellstes Research

Märkte			
Datum		Überschrift	Download
03.04.2024		Global Equity Ratings	
03.04.2024		Aktienempfehlungen Global	
26.03.2024		Global Strategy 2Q 2024	
26.03.2024		Global Strategy 2Q 2024	
13.03.2024		Global Equity Ratings	

Regionen

➤ **Märkte nach Region**

Details

16.04.2024 22:44:17

Kurs

21.642,87 CADDifferenz  -0,45% (-97,33)

Stammdaten

ISIN	XC0009695252
Symbol	TSEC
Land	Kanada
Wertpapierkategorie	Index
Anzahl der enthaltenen Werte im Index	227

Marktdaten

Eröffnung	21.717,43 CAD
Hoch	21.726,15 CAD
Tief	21.536,09 CAD
Schluss Vortag	21.740,20 CAD
Volumen (Mio.)	228.683.378
Volumen (Stück)	4.950.059.900.141

Performance und Risiko

	6M	1J	3J
Perf (%)	+10,31%	+5,17%	+11,84%
Perf (abs.)	+2.022,07	+1.062,96	+2.291,55
Beta	-	-	-
Volatilität	10,95	11,36	12,97



5J

Die Wertentwicklung der Vergangenheit lässt keine verlässlichen Rückschlüsse auf die zukünftige Entwicklung eines Finanzinstruments zu.

Quelle: FactSet

Kursdaten

Ø Kurs 5 Tage Ø Volumen 5 Tage (Stk.)	21.918,46 CAD (233.069.081)
Ø Kurs 30 Tage Ø Volumen 30 Tage (Stk.)	21.958,28 CAD (239.414.751)
Ø Kurs 100 Tage Ø Volumen 100 Tage (Stk.)	21.176,11 CAD (220.765.395)
Ø Kurs 250 Tage Ø Volumen 250 Tage	20.457,00 CAD (211.028.980)
Hoch seit 1.1. Datum	22.380,16 CAD (09.04.2024)
Tief seit 1.1. Datum	20.466,50 CAD (13.02.2024)
52 Wochen Hoch Datum	22.380,16 CAD (09.04.2024)
52 Wochen Tief Datum	18.692,06 CAD (27.10.2023)

Enthaltene Werte

Seite 1 von 3

<< < > >>

Name  ISIN	Kurs	Diff %  Diff /-	Performance 	Datum Zeit	Gehandelte Stück  Umsatz Geld 
ADVANTAGE ENERGY LTD. CA00791P1071	10,24	1,19% 0,12		16.04.24 22:15:16	309.725 3.169.323,12
AFRICA OIL CORP CA00829Q1019	2,46	-1,60% -0,04		16.04.24 22:00:00	261.892 647.936,55
AGNICO EAGLE MINES LTD. CA0084741085	85,30	0,74% 0,63		16.04.24 22:00:00	1.400.567 119.173.014,51
AIR CANADA INC. CA0089118776	18,38	-0,22% -0,04		16.04.24 22:00:00	3.155.907 57.704.899,13
ALGONQUIN POWER & UTILITI... CA0158571053	7,84	-2,24% -0,18		16.04.24 22:00:00	1.868.938 14.716.177,95
ALIMENTATION COUCHE-TARD ... CA01626P1484	75,10	-1,29% -0,98		16.04.24 22:17:30	2.822.424 212.430.720,79
ALLIED PROP. REAL EST. IN... CA0194561027	16,98	-2,02% -0,35		16.04.24 22:00:00	400.103 6.838.883,51
ALTAGAS LTD CA0213611001	29,00	-1,19% -0,35		16.04.24 22:00:00	581.284 16.872.264,02
ALTUS GROUP LTD CA02215R1073	52,09	0,25% 0,13		16.04.24 22:15:16	38.497 2.003.983,39
ARC RESOURCES LTD. CA00208D4084	25,46	1,07% 0,27		16.04.24 22:00:00	1.720.978 43.598.456,89
ARITZIA INC. CA04045U1021	33,84	0,86% 0,29		16.04.24 22:00:00	205.234 6.892.609,32
ATCO LTD. CLASS I CA0467894006	35,78	-1,70% -0,62		16.04.24 22:15:16	136.186 4.887.125,77
ATHABASCA OIL CORP. CA04682R1073	5,17	0,98% 0,05		16.04.24 21:59:59	2.224.043 11.458.467,79
ATS CORP. CA00217Y1043	41,40	-0,22% -0,09		16.04.24 22:15:16	377.439 15.652.394,83
B2GOLD CORP CA11777Q2099	3,66	-2,40% -0,09		16.04.24 22:00:00	6.071.596 22.177.483,65
BADGER INFRASTRUCTURE SOL... CA0565331026	48,24	-0,25% -0,12		16.04.24 22:00:00	24.798 1.196.097,92
BALLARD POWER SYSTEMS INC... CA0585861085	3,78	-1,82% -0,07		16.04.24 22:00:00	930.758 3.527.124,03
BANK OF MONTREAL CA0636711016	125,93	-1,49% -1,91		16.04.24 22:00:00	2.679.955 337.748.268,37
BANK OF NOVA SCOTIA CA0641491075	64,08	-2,12% -1,39		16.04.24 22:00:00	4.023.118 258.638.489,85
BARRICK GOLD CORP CA0679011084	22,78	-4,96% -1,19		16.04.24 21:59:59	5.806.892 131.820.708,32
BAUSCH HEALTH COMPANIES I... CA0717341071	12,07	1,51% 0,18		16.04.24 22:00:00	399.969 4.771.156,12
BAYTEX ENERGY CORP CA07317Q1054	5,05	0,20% 0,01		16.04.24 22:00:00	4.004.368 20.236.186,78
BCE INC. CA05534B7604	44,54	-0,27% -0,12		16.04.24 22:15:16	2.943.783 130.790.923,94










S&P/TSX COMPOSITE INDEX

BELLUS HEALTH INC. CA07987C2040	19,48	-0,10% -0,02		29.06.23 22:00:00	28.666 556.529,25
BIRCHCLIFF ENERGY LTD. CA0906971035	5,32	-1,12% -0,06		16.04.24 22:00:00	1.265.424 6.701.079,42
BLACKBERRY LTD CA09228F1036	3,78	0,00% 0,00		16.04.24 22:00:00	1.667.084 6.287.899,00
BOARDWALK REAL EST. INV. ... CA0966311064	71,05	-0,80% -0,57		16.04.24 22:00:00	167.266 11.896.758,62
BOMBARDIER INC. CLASS B CA0977518616	57,56	1,07% 0,61	█	16.04.24 22:00:00	229.019 13.121.786,45
BORALEX INC. CLASS A CA09950M3003	26,40	-3,44% -0,94		16.04.24 22:00:00	275.891 7.316.562,38
BOYD GROUP SERVICES INC. ... CA1033101082	275,19	0,61% 1,66	█	16.04.24 22:00:00	20.701 5.678.742,52
BROOKFIELD ASSET MANAGEME... CA1130041058	53,12	-0,04% -0,02		16.04.24 22:00:00	698.924 37.027.885,17
BROOKFIELD BUSINESS PARTN... BMG162341090	26,65	-2,27% -0,62		16.04.24 22:00:00	19.278 516.940,99
BROOKFIELD CORP. CLASS A CA11271J1075	53,51	-0,41% -0,22		16.04.24 22:00:00	2.452.127 130.992.830,04
BROOKFIELD INFRASTRUCTURE... BMG162521014	34,61	-1,00% -0,35		16.04.24 22:00:00	446.951 15.496.299,82
BROOKFIELD RENEWABLE PART... BMG162581083	27,60	-2,34% -0,66		16.04.24 22:00:00	400.170 11.103.245,50
BRP INC. CA05577W2004	99,46	2,27% 2,21	█	16.04.24 22:00:00	378.336 36.875.326,10
CAE INC. CA1247651088	26,13	-0,91% -0,24		16.04.24 22:15:16	636.552 16.581.573,43
CAMECO CORP. CA13321L1085	66,57	-0,05% -0,03		16.04.24 22:15:16	1.088.969 71.927.903,83
CANADA GOOSE HOLDINGS INC... CA1350861060	15,48	2,86% 0,43	█	16.04.24 22:00:00	217.289 3.316.032,85
CANADIAN IMPERIAL BK OF C... CA1360691010	64,94	-1,22% -0,80		16.04.24 21:59:59	1.793.896 116.522.565,59
CANADIAN NATIONAL RAILWAY... CA1363751027	175,88	-0,87% -1,55		16.04.24 22:00:00	936.605 165.080.490,71
CANADIAN NATURAL RESOURCE... CA1363851017	106,97	0,11% 0,12		16.04.24 21:59:59	3.329.399 356.372.203,15
CANADIAN PACIFIC KANSAS C... CA13646K1084	116,44	-1,21% -1,43		16.04.24 22:00:00	1.109.128 129.609.739,98
CANADIAN TIRE CORP LTD. CA1366812024	127,89	0,09% 0,12		16.04.24 22:00:00	154.013 19.668.153,05
CANADIAN UTILITIES LTD. CA1367178326	29,62	-1,63% -0,49		16.04.24 22:00:00	282.631 8.398.598,90
CANADIAN WESTERN BANK CA13677F1018	26,08	-1,40% -0,37		16.04.24 22:00:00	342.453 8.961.150,31
CANFOR CORP. REGISTERED S... CA1375761048	14,98	0,81% 0,12	█	16.04.24 22:00:00	240.672 3.580.514,46
CAPITAL POWER CORP. CA14042M1023	35,95	-1,02% -0,37		16.04.24 21:59:59	316.453 11.357.144,35
CAPSTONE COPPER CORP, CA14071L1085	9,59	3,56% 0,33	█	16.04.24 22:15:17	3.117.240 29.267.049,40
CARGOJET INC. CA14179V5036	109,00	0,13% 0,14		16.04.24 22:00:00	34.815 3.798.850,23
CCL INDUSTRIES INC.	69,57	0,97%	█	16.04.24	510.410

S&P/TSX COMPOSITE INDEX

CA1249003098		0,67		22:00:00	35.497.327,49
CDN APARTM. PROP. R.ES.IN...	43,11	-0,69%		16.04.24	360.018
CA1349211054		-0,30		22:00:00	15.477.631,29
CELESTICA INC.	63,13	3,20%	█	16.04.24	327.445
CA15101Q1081		1,96		22:17:26	20.291.598,63
CENOVUS ENERGY INC.	28,51	0,60%		16.04.24	3.428.930
CA15135U1093		0,17		21:59:59	97.649.927,92
CENTERRA GOLD INC.	8,21	-0,73%		16.04.24	813.696
CA1520061021		-0,06		22:00:00	6.656.406,80
CGI INC. CLASS A	143,26	0,94%		16.04.24	286.282
CA12532H1047		1,34		22:00:00	40.947.471,69
CHARTWELL RETIREMENT RESI...	12,59	0,56%		16.04.24	271.751
CA16141A1030		0,07		22:00:00	3.409.785,69
CHOICE PROPERTIES REIT RE...	12,96	-0,77%		16.04.24	457.511
CA17039A1066		-0,10		22:00:00	5.945.550,63
CI FINANCIAL CORP	16,16	-1,16%		16.04.24	191.159
CA1254911003		-0,19		22:00:00	3.097.469,34
COGECO COMMUNICATIONS INC...	56,45	0,66%		16.04.24	39.960
CA19239C1068		0,37		22:00:00	2.247.254,84
COLLIERS INTERNATIONAL GR...	150,94	-0,36%		16.04.24	48.012
CA1946931070		-0,55		22:15:16	7.243.219,77
CONSTELLATION SOFTWARE IN...	3.649,71	1,66%	█	16.04.24	35.373
CA21037X1006		59,71		22:15:17	129.089.766,81
CRESCENT POINT ENERGY COR...	11,81	0,68%		16.04.24	1.889.747
CA22576C1014		0,08		22:00:00	22.217.182,11
CROMBIE REAL ESTATE INV.T...	12,82	-0,47%		16.04.24	125.803
CA2271071094		-0,06		22:00:00	1.615.176,49
CT REIT REG. TRUST UNITS ...	13,18	1,70%	█	16.04.24	241.653
CA1264621006		0,22		21:59:59	3.171.492,98
DEFINITY FINANCIAL CORP.....	44,04	0,78%		16.04.24	77.282
CA24477T1003		0,34		22:00:00	3.398.480,99
DENISON MINES CORP	2,81	-2,09%		16.04.24	2.123.768
CA2483561072		-0,06		22:00:00	5.945.472,58
DESCARTES SYSTEMS GROUP I...	125,70	4,43%	█	16.04.24	135.388
CA2499061083		5,33		22:15:17	16.937.232,36
DOLLARAMA INC.	111,60	-0,88%		16.04.24	497.781
CA25675T1075		-0,99		22:15:17	55.676.459,47
DREAM INDUSTRIAL REAL EST...	12,52	-0,24%		16.04.24	373.751
CA26153W1095		-0,03		22:00:00	4.680.188,35
DUNDEE PRECIOUS METALS IN...	10,54	0,48%		16.04.24	494.468
CA2652692096		0,05		22:00:00	5.187.280,65
ELDORADO GOLD CORP.	20,82	0,00%		16.04.24	410.550
CA2849025093		0,00		22:00:00	8.504.152,16
ELEMENT FLEET MANAGEMENT ...	21,30	-0,05%		16.04.24	443.963
CA2861812014		-0,01		22:00:00	9.447.213,71
EMERA INC.	46,44	-0,56%		16.04.24	2.802.697
CA2908761018		-0,26		22:00:00	130.135.494,78
EMPIRE CO. LTD.	31,67	-0,72%		16.04.24	353.158
CA2918434077		-0,23		22:15:17	11.227.277,04
ENBRIDGE INC.	45,55	-2,11%		16.04.24	8.638.980
CA29250N1050		-0,98		22:17:26	394.682.133,48
ENERGY FUELS INC.	8,03	-3,14%		16.04.24	476.009
CA2926717083		-0,26		22:00:00	3.846.675,80
ENERPLUS CORP	28,14	-0,21%		16.04.24	404.689
CA2927661025		-0,06		22:00:00	11.378.958,49

S&P/TSX COMPOSITE INDEX

ENGHOUSE SYSTEMS LTD. CA2929491041	29,82	0,81% 0,24		16.04.24 22:15:17	88.043 2.580.537,20
EQB INC. REGISTERED SHARE... CA26886R1047	84,49	0,61% 0,51		16.04.24 22:00:00	37.971 3.206.429,83
EQUINOX GOLD CORP. CA29446Y5020	8,06	0,00% 0,00		16.04.24 22:00:00	588.503 4.729.532,75
ERO COPPER CORP. CA2960061091	27,76	-2,32% -0,66		16.04.24 22:00:00	324.663 8.970.850,27
EXCHANGE INCOME CORP. REG... CA3012831077	45,51	-0,57% -0,26		16.04.24 22:00:00	71.240 3.238.507,96
FAIRFAX FINANCIAL HOLDING... CA3039011026	1.481,53	1,32% 19,28		16.04.24 22:15:17	62.032 91.348.030,07
FILO CORP. CA31729R1055	23,27	-2,43% -0,58		16.04.24 22:00:00	207.298 4.855.274,54
FINNING INTERNATIONAL INC... CA3180714048	42,43	0,52% 0,22		16.04.24 22:00:00	269.604 11.394.962,31
FIRST CAPITAL REAL ESTATE... CA31890B1031	14,70	-0,94% -0,14		16.04.24 22:00:00	917.270 13.461.990,60
FIRST MAJESTIC SILVER COR... CA32076V1031	9,46	-8,24% -0,85		16.04.24 22:00:00	2.488.538 23.674.645,31
FIRST QUANTUM MINERALS LI... CA3359341052	15,47	4,10% 0,61		16.04.24 22:00:00	2.775.809 42.142.490,51
FIRSTSERVICE CORP. CA33767E2024	208,70	-0,62% -1,30		16.04.24 22:00:00	44.478 9.288.993,32
FORTIS INC. CA3495531079	51,32	-0,79% -0,41		16.04.24 22:00:00	1.690.529 86.851.089,26
FORTUNA SILVER MINES INC. CA3499151080	6,30	-0,16% -0,01		16.04.24 22:00:00	879.973 5.490.957,88
FRANCO-NEVADA CORP CA3518581051	161,82	0,80% 1,29		16.04.24 22:00:00	442.618 71.359.377,13
FREEHOLD ROYALTIES LTD. CA3565001086	14,30	-0,21% -0,03		16.04.24 22:00:00	208.790 2.982.202,15
GFL ENVIRONMENTAL INC. CA36168Q1046	46,53	0,43% 0,20		16.04.24 22:00:00	298.934 13.913.705,57
GIBSON ENERGY INC. CA3748252069	22,61	-0,96% -0,22		16.04.24 22:15:17	426.547 9.647.667,64
GILDAN ACTIVEWEAR INC. CA3759161035	49,72	2,07% 1,01		16.04.24 22:00:00	257.606 12.759.042,29
GOEASY LTD. CA3803551074	163,55	-1,04% -1,72		16.04.24 22:00:00	28.269 4.640.085,45
GRANITE REAL ESTATE INVES... CA3874371147	72,26	0,58% 0,42		16.04.24 22:00:00	46.781 3.364.834,16
GREAT-WEST LIFECO INC. CA39138C1068	40,33	0,27% 0,11		16.04.24 22:15:17	961.762 38.710.742,98