

# S&P/TSX COMPLETION INDEX

ISIN: - WKN: -

## Overview

2024/07/26 23:00:25

Price

**1,394.24** CAD

Difference  0.99% (13.71)

### General attributes

ISIN	-
Symbol	TX40
Country	Canada
Instruments in index	0
Type of index	-
Security type	Index












More information on countries & regions

[➤ Markets by Region](#)



Information about previous performance does not guarantee future performance.  
Source: FactSet

### Recent research

on market		
Date	Headline	Download
2024/07/26	 Equity Weekly	
2024/07/24	 Global Equity Ratings	
2024/07/24	 Aktienempfehlungen Global	
2024/07/15	 Aktienempfehlungen Global	
2024/07/12	 Global Equity Ratings	

## Details

2024/07/26 23:00:25

## Price

**1,394.24** CADDifference  0.99% (13.71)

## General attributes

ISIN	-
Symbol	TX40
Country	Canada
Security type	Index
Instruments in index	0

## Market data

Open	1,386.68 CAD
High	1,395.70 CAD
Low	1,385.23 CAD
Close (prev. day)	1,380.53 CAD
Trading volume (m)	85,375,276
Volume (pcs)	118,827,103,413

## Performance and Risk

	6m	1y	3y
Perf (%)	+12.03%	+12.89%	+16.23%
Perf (abs.)	+149.75	+159.24	+194.69
Beta	-	-	-
Volatility	11.65	12.44	15.62



Information about previous performance does not guarantee future performance.  
Source: FactSet

## Price data

Ø price 5 days   Ø volume 5 days (pcs.)	1,392.37 CAD (86,351,783)
Ø price 30 days   Ø volume 30 days (pcs.)	1,364.74 CAD (83,964,296)
Ø price 100 days   Ø volume 100 days (pcs.)	1,336.68 CAD (96,271,601)
Ø price 250 days   Ø volume 250 days (pcs.)	1,255.53 CAD (93,053,130)
YTD High   date	1,417.49 CAD (2024/07/16)
YTD Low   date	1,198.23 CAD (2024/02/13)
52 Weeks High   date	1,417.49 CAD (2024/07/16)
52 Weeks Low   date	1,118.13 CAD (2023/10/27)

## Composition

The composition is not available for this index.