

BITTIUM OYJ

ISIN: FI0009007264

WKN: BITTI

Overview

2024/05/06 17:29:36

Price
6.08 EURDifference  0.00% (0.00)

General attributes

ISIN	FI0009007264
Symbol	BITTI
Exchange	Nasdaq Helsinki
Currency	EUR
Sector	Industry
Security type	Stock
Market cap (m)	217 EUR
Benchmark	OMX HELSINKI 25

Market data

Bid (Bid size)	6.08 EUR (391)
Ask (Ask size)	6.12 EUR (35)
Open	6.08 EUR
High	6.20 EUR
Low	6.06 EUR
Close (prev. day)	6.08 EUR
VWAP	6.134558 EUR
Volume (pcs)	17,720
Trading volume	108,552.36
Number of trades	137
Last size	141

Futures and Options




Related Futures	-
Related Options	-

5y



Information about previous performance does not guarantee future performance.
Source: FactSet

Recent research

on sector	on market		
Date	Headline		Download
2024/04/29	 Aktienempfehlungen Österreich		
2024/04/26	 Equity Weekly		
2024/04/26	 Global Equity Ratings		
2024/04/26	 Aktienempfehlungen Global		
2024/04/19	 Equity Weekly		

Details

2024/05/06 17:29:36

Price

6.08 EUR

Difference ↔ 0.00% (0.00)

General attributes

ISIN	F10009007264
Symbol	BITTI
Exchange	Nasdaq Helsinki
Currency	EUR
Sector	Industry
Security type	Stock
Market cap (m)	217 EUR
Benchmark	OMX HELSINKI 25

Market data

Bid (Bid size)	6.08 EUR (391)
Ask (Ask size)	6.12 EUR (35)
Open	6.08 EUR
High	6.20 EUR
Low	6.06 EUR
Close (prev. day)	6.08 EUR
VWAP	6.134558 EUR
Volume (pcs)	17,720
Trading volume	108,552.36
Number of trades	137
Last size	141

Performance and Risk

	6m	1y	3y
Perf (%)	+48.66%	+42.89%	-10.59%
Perf (abs.)	+1.99	+1.83	-0.72
Beta	0.88	0.54	0.51
Volatility	44.15	40.38	34.65

5y



Information about previous performance does not guarantee future performance.
Source: FactSet

Price data

Ø price 5 days Ø volume 5 days (pcs.)	6.05 EUR (15,584)
Ø price 30 days Ø volume 30 days (pcs.)	5.79 EUR (29,420)
Ø price 100 days Ø volume 100 days (pcs.)	5.04 EUR (24,152)
Ø price 250 days Ø volume 250 days (pcs.)	4.45 EUR (18,020)
YTD High date	6.46 EUR (2024/04/08)
YTD Low date	4.22 EUR (2024/02/26)
52 Weeks High date	6.46 EUR (2024/04/08)
52 Weeks Low date	3.31 EUR (2023/10/19)

All listings for BITTIUM OYJ

Exchange ⊕	Date	Time	Price	Trading volume (mio.)	Number of trades
Stuttgart	2024/05/06	16:25	5.84 EUR	0.00	7
Nasdaq Helsinki	2024/05/06	17:29	6.08 EUR	0.11	137
London Stock Exchange	2023/07/26	09:29	4.10 EUR	0.00	1
Frankfurt	2024/05/06	08:05	6.04 EUR	0.00	1
FINRA other OTC	-	-	-	0.00	1

Issues						
Duesseldorf	2024/05/06	08:11	6.02	EUR	0.00	1
Berlin	2024/05/06	08:02	6.04	EUR	0.00	1

Company profile

Company Logo

Contact Details

BITTIUM CORP

--

Telefon: -

Fax: -

E-mail: -

Company Profile

-