

MCH GROUP AG CHF1

ISIN: CH0039542854 WKN: 3954285

Overview

2019/06/28 16:04:27

Price
20.50 EURDifference  -3.30% (-0.70)

General attributes

ISIN	CH0039542854
Symbol	MCHN
Exchange	Stuttgart
Currency	EUR
Sector	Other
Security type	Stock
Market cap (m)	127 EUR
Benchmark	SWISS MARKET INDEX

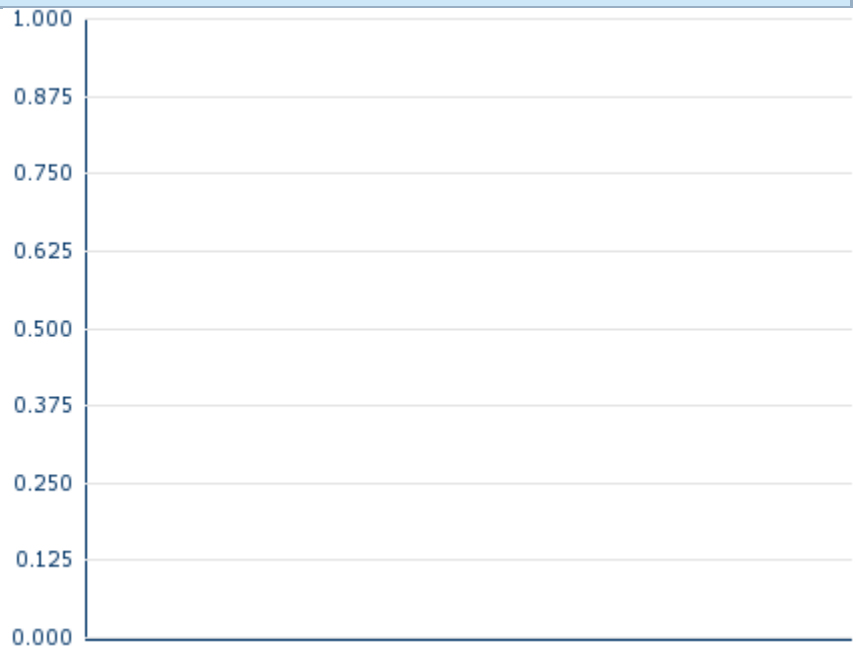
Market data

Bid (Bid size)	-
Ask (Ask size)	-
Open	21.30 EUR
High	21.30 EUR
Low	20.50 EUR
Close (prev. day)	21.20 EUR
VWAP	-
Volume (pcs)	100
Trading volume	2,050.00
Number of trades	8
Last size	100

Futures and Options







Related Futures	-
Related Options	-

5y



Information about previous performance does not guarantee future performance.
Source: FactSet

Recent research

on sector		on market	
Date		Headline	Download
2024/07/12		Global Equity Ratings	
2024/07/12		Aktienempfehlungen Global	
2024/07/09		Aktienempfehlungen Österreich	
2024/07/05		Equity Weekly	
2024/06/24		Aktienempfehlungen Österreich	

Details

2019/06/28 16:04:27

Price
20.50 EUR

Difference  -3.30% (-0.70)

General attributes

ISIN	CH0039542854
Symbol	MCHN
Exchange	Stuttgart
Currency	EUR
Sector	Other
Security type	Stock
Market cap (m)	127 EUR
Benchmark	SWISS MARKET INDEX

Market data

Bid (Bid size)	-
Ask (Ask size)	-
Open	21.30 EUR
High	21.30 EUR
Low	20.50 EUR
Close (prev. day)	21.20 EUR
VWAP	-
Volume (pcs)	100
Trading volume	2,050.00
Number of trades	8
Last size	100

Performance and Risk

	6m	1y	3y
Perf (%)	-	-	-
Perf (abs.)	-	-	-
Beta	0.13	0.04	0.46
Volatility	-	-	-

5y



Information about previous performance does not guarantee future performance.
Source: FactSet

Price data


Ø price 5 days Ø volume 5 days (pcs.)	- EUR (-)
Ø price 30 days Ø volume 30 days (pcs.)	- EUR (-)
Ø price 100 days Ø volume 100 days (pcs.)	- EUR (-)
Ø price 250 days Ø volume 250 days (pcs.)	- EUR (-)
YTD High date	- EUR (-)
YTD Low date	- EUR (-)
52 Weeks High date	- EUR (-)
52 Weeks Low date	- EUR (-)

All listings for MCH GROUP AG CHF1

Exchange 	Date	Time	Price	Trading volume (mio.)	Number of trades
Stuttgart	2019/06/28	16:04	20.50 EUR	0.00	8
SIX Swiss Exchange	2024/07/12	17:30	4.00 CHF	0.23	64
London Stock Exchange	2023/11/16	09:09	4.742 CHF	0.01	1
Frankfurt	2019/06/28	09:05	18.2818 EUR	0.00	1
Berlin	2019/06/28	17:15	17.9368 EUR	0.00	12

Company profile

Company Logo



Contact Details

MCH GROUP AG

--

Messeplatz 10 - 4005 Basel

Telefon: +41-58-200-20-20

Fax: +

E-mail: info@mch-group.com

Company Profile

-

Members of Management Board

Florian Faber Chairman of Managing Board

Eleonora Gennari Member of Executive Committee

Board of directors

Dagmar Maria Kamber Borens Member of the administrative board

James Murdoch Member of the administrative board

Jeffrey Palker Member of the administrative board

Marco Gadola Member of the administrative board

Markus Breitenmoser Member of the administrative board

Raphael Wyniger Member of the administrative board

Andrea Zappia Chairman of the administrative board