

## CYBERAGENT INC.

ISIN: JP3311400000 WKN: 4751

## Overview

2024/08/09 08:05:29

Price  
5.45 EURDifference  -1.80% (-0.10)

## General attributes

ISIN	JP3311400000
Symbol	4751
Exchange	Stuttgart
Currency	EUR
Sector	-
Security type	Stock
Market cap (m)	2,767 EUR
Benchmark	NIKKEI 225

## Market data

Bid (Bid size)	5.40 EUR (1,000)
Ask (Ask size)	5.60 EUR (1,000)
Open	5.45 EUR
High	5.45 EUR
Low	5.45 EUR
Close (prev. day)	5.55 EUR
VWAP	-
Volume (pcs)	0
Trading volume	0.00
Number of trades	1
Last size	0

## Futures and Options

Related Futures	-
Related Options	-





5y



Information about previous performance does not guarantee future performance.  
Source: FactSet

## Recent research

on market

Date	Headline	Download
2024/02/22	 Aktienempfehlungen Global	
2024/02/22	 Global Equity Ratings	
2023/10/27	 Global Equity Ratings	
2023/10/27	 Aktienempfehlungen Global	
2023/09/29	 Global Equity Ratings	

## Details

2024/08/09 08:05:29

## Price

5.45 EUR

Difference ▼ -1.80% (-0.10)

## General attributes

ISIN	JP3311400000
Symbol	4751
Exchange	Stuttgart
Currency	EUR
Sector	-
Security type	Stock
Market cap (m)	2,767 EUR
Benchmark	NIKKEI 225

## Market data

Bid (Bid size)	5.40 EUR (1,000)
Ask (Ask size)	5.60 EUR (1,000)
Open	5.45 EUR
High	5.45 EUR
Low	5.45 EUR
Close (prev. day)	5.55 EUR
VWAP	-
Volume (pcs)	0
Trading volume	0.00
Number of trades	1
Last size	0

## Performance and Risk

	6m	1y	3y
Perf (%)	-11.20%	-1.77%	-64.65%
Perf (abs.)	-0.70	-0.10	-10.15
Beta	0.81	0.76	0.91
Volatility	42.93	41.33	39.37

5y



Information about previous performance does not guarantee future performance.  
Source: FactSet

## Price data

Ø price 5 days   Ø volume 5 days (pcs.)	5.41 EUR (0)
Ø price 30 days   Ø volume 30 days (pcs.)	5.60 EUR (0)
Ø price 100 days   Ø volume 100 days (pcs.)	5.87 EUR (5)
Ø price 250 days   Ø volume 250 days (pcs.)	5.68 EUR (12)
YTD High   date	6.70 EUR (2024/03/22)
YTD Low   date	5.00 EUR (2024/08/05)
52 Weeks High   date	6.70 EUR (2024/03/22)
52 Weeks Low   date	4.76 EUR (2023/11/01)

## All listings for CYBERAGENT INC.

Exchange	Date	Time	Price	Trading volume (mio.)	Number of trades
Tradegate	2024/08/08	22:02	5.65 EUR	0.00	1
Tokyo Stock Exchange	2024/08/09	08:00	881.00 JPY	55.61	15,751
Stuttgart	2024/08/09	08:05	5.45 EUR	0.00	1
Munich	2024/08/09	08:02	5.50 EUR	0.00	1
Hanover	2024/08/09	08:01	5.45 EUR	0.00	1

	09					
Frankfurt	2024/08/09	08:22	5.45 EUR	0.00		1
FINRA other OTC Issues	2024/08/01	15:30	6.40 USD	16.18		3
Duesseldorf	2024/08/09	16:30	5.35 EUR	0.00		4
Berlin	2024/08/09	16:30	5.55 EUR	0.00		5

## Company profile

### Company Logo

#### Contact Details

CYBER AGENT

--

----

Telefon: -

Fax: -

E-mail: -

### Company Profile

-