

CYBERAGENT INC.

ISIN: JP3311400000 WKN: 4751

Overview

2024/04/26 08:07:29

Price
6.05 EURDifference  4.31% (0.25)

General attributes

| | |
|----------------|--------------|
| ISIN | JP3311400000 |
| Symbol | 4751 |
| Exchange | Stuttgart |
| Currency | EUR |
| Sector | - |
| Security type | Stock |
| Market cap (m) | 3,077 EUR |
| Benchmark | NIKKEI 225 |

Market data

| | |
|-------------------|----------|
| Bid (Bid size) | - (0) |
| Ask (Ask size) | - (0) |
| Open | 6.05 EUR |
| High | 6.05 EUR |
| Low | 6.05 EUR |
| Close (prev. day) | 5.80 EUR |
| VWAP | - |
| Volume (pcs) | 0 |
| Trading volume | 0.00 |
| Number of trades | 3 |
| Last size | 0 |

Futures and Options











| | |
|-----------------|---|
| Related Futures | - |
| Related Options | - |

5y



Information about previous performance does not guarantee future performance.
Source: FactSet

Recent research

| on market | | |
|------------|---|---|
| Date | Headline | Download |
| 2024/02/22 |  Aktienempfehlungen Global |  |
| 2024/02/22 |  Global Equity Ratings |  |
| 2023/10/27 |  Global Equity Ratings |  |
| 2023/10/27 |  Aktienempfehlungen Global |  |
| 2023/09/29 |  Global Equity Ratings |  |

Details

2024/04/26 08:07:29

Price

6.05 EUR

Difference ▲ 4.31% (0.25)

General attributes

| | |
|----------------|--------------|
| ISIN | JP3311400000 |
| Symbol | 4751 |
| Exchange | Stuttgart |
| Currency | EUR |
| Sector | - |
| Security type | Stock |
| Market cap (m) | 3,077 EUR |
| Benchmark | NIKKEI 225 |

Market data

| | |
|-------------------|----------|
| Bid (Bid size) | - (0) |
| Ask (Ask size) | - (0) |
| Open | 6.05 EUR |
| High | 6.05 EUR |
| Low | 6.05 EUR |
| Close (prev. day) | 5.80 EUR |
| VWAP | - |
| Volume (pcs) | 0 |
| Trading volume | 0.00 |
| Number of trades | 3 |
| Last size | 0 |

Performance and Risk

| | 6m | 1y | 3y |
|-------------|---------|---------|---------|
| Perf (%) | +26.04% | -23.90% | -59.12% |
| Perf (abs.) | +1.25 | -1.90 | -8.75 |
| Beta | 0.70 | 0.66 | 0.94 |
| Volatility | 40.56 | 39.30 | 39.17 |

5y



Information about previous performance does not guarantee future performance.
Source: FactSet

Price data

| | |
|---|-----------------------|
| Ø price 5 days Ø volume 5 days (pcs.) | 6.07 EUR (0) |
| Ø price 30 days Ø volume 30 days (pcs.) | 6.36 EUR (17) |
| Ø price 100 days Ø volume 100 days (pcs.) | 6.03 EUR (5) |
| Ø price 250 days Ø volume 250 days (pcs.) | 5.97 EUR (12) |
| YTD High date | 6.70 EUR (2024/03/22) |
| YTD Low date | 5.45 EUR (2024/01/16) |
| 52 Weeks High date | 7.95 EUR (2023/05/12) |
| 52 Weeks Low date | 4.76 EUR (2023/11/01) |

All listings for CYBERAGENT INC.

| Exchange ⊕ | Date | Time | Price | Trading volume (mio.) | Number of trades |
|-------------------------|------------|-------|--------------|-----------------------|------------------|
| Tradegate | 2024/04/26 | 22:02 | 6.15 EUR | 0.00 | 1 |
| Tokyo Stock Exchange | 2024/04/26 | 08:00 | 1,029.00 JPY | 104.80 | 12,203 |
| Stuttgart | 2024/04/26 | 08:07 | 6.05 EUR | 0.00 | 3 |
| Munich | 2024/04/26 | 08:11 | 6.05 EUR | 0.00 | 2 |
| Hanover | 2024/04/26 | 08:00 | 6.10 EUR | 0.00 | 3 |

| | | | | | | |
|---------------------------|----------------|-------|----------|------|--|---|
| | 26 | | | | | |
| Frankfurt | 2024/04/ 26 | 08:19 | 6.10 EUR | 0.00 | | 2 |
| FINRA other OTC Issues | 2024/04/ 25 | 18:43 | 6.45 USD | 0.00 | | 1 |
| Duesseldorf | 2024/04/ 26 | 19:31 | 6.05 EUR | 0.00 | | 7 |
| Berlin | 2024/04/ 26 | 21:05 | 6.10 EUR | 0.00 | | 8 |

Company profile

Company Logo

Contact Details

CYBER AGENT

--

Telefon: -

Fax: -

E-mail: -

Company Profile

-