

# OMX HELSINKI CAP\_PI

ISIN: **FI0008900014** WKN: -

## Overview

2024/05/10 17:35:09

Price

**7,558.9386**

EUR

Difference ▲ 1.55% (115.05)

### General attributes

ISIN	FI0008900014
Symbol	-
Country	Finland
Instruments in index	138
Type of index	-
Security type	Index

### Market data

Open	7,506.0849 EUR
High	7,578.4551 EUR
Low	7,506.0849 EUR
Close (prev. day)	7,443.8892 EUR
Trading volume (m)	-
Volume (pcs)	-

### Top 5

Name	Price	+ - (%)	Trend
SOTKAMO SI...	0.16	+11.27	<span style="color: green;">▲</span>
SRV YHTIOT...	5.40	+8.22	<span style="color: green;">▲</span>
INCAP OYJ	11.78	+7.88	<span style="color: green;">▲</span>
ORION CORP...	37.68	+3.52	<span style="color: green;">▲</span>
ORION CORP...	37.75	+3.42	<span style="color: green;">▲</span>

Intraday 1w 1m 6m 1y 3y

### Flop 5

Name	Price	+ - (%)	Trend
ELECSTER O...	4.72	-4.84	<span style="color: red;">▼</span>
PANOSTAJA ...	0.385	-3.27	<span style="color: red;">▼</span>
TECNOTREE ...	5.24	-3.21	<span style="color: red;">▼</span>
WULFF GROU...	2.47	-3.14	<span style="color: red;">▼</span>
QPR SOFTWA...	0.576	-2.70	<span style="color: red;">▼</span>

Intraday 1w 1m 6m 1y 3y

5y



Information about previous performance does not guarantee future performance.  
Source: FactSet

### Recent research

on market

Date	Headline	Download
2024/05/10	Week Ahead	<a href="#">Download</a>
2024/05/10	Wochenausblick	<a href="#">Download</a>
2024/05/08	Credit Markets Weekly	<a href="#">Download</a>
2024/05/08	Credit Markets Weekly (DE)	<a href="#">Download</a>
2024/05/08	Marktkommentar	<a href="#">Download</a>

**Futures and Options**

**Related Futures** -

**Related Options** -

## Details

2024/05/10 17:35:09

Price

**7,558.9386**

EUR

Difference ▲ 1.55% (115.05)

### General attributes

ISIN	FI0008900014
Symbol	-
Country	Finland
Security type	Index
Instruments in index	138

### Market data

Open	7,506.0849 EUR
High	7,578.4551 EUR
Low	7,506.0849 EUR
Close (prev. day)	7,443.8892 EUR
Trading volume (m)	-
Volume (pcs)	-

### Performance and Risk

	6m	1y	3y
Perf (%)	+10.32%	-1.78%	-12.75%
Perf (abs.)	+706.86	-136.78	-1,104.42
Beta	-	-	-
Volatility	11.53	12.52	16.60



Information about previous performance does not guarantee future performance.  
Source: FactSet

### Price data




















Ø price 5 days   Ø volume 5 days (pcs.)	7,465.9016 EUR (0)
Ø price 30 days   Ø volume 30 days (pcs.)	7,287.4747 EUR (0)
Ø price 100 days   Ø volume 100 days (pcs.)	7,260.9755 EUR (0)
Ø price 250 days   Ø volume 250 days (pcs.)	7,150.7976 EUR (0)
YTD High   date	7,578.4551 EUR (2024/05/10)
YTD Low   date	7,063.1541 EUR (2024/02/13)
52 Weeks High   date	7,749.9216 EUR (2023/05/11)
52 Weeks Low   date	6,410.5541 EUR (2023/10/23)

## Composition

Name  ISIN	Price	Diff %  Diff +/-	Performance 	Date Time	Turnover Pc.  Turnover Money 
AFARAK GROUP SE FI0009800098	0.353	-0.70% -0.00		24/05/10 17:29:57	147,393 51,669.19
AKTIA BANK PLC FI4000058870	9.70	1.25% 0.12	█	24/05/10 17:29:35	50,451 490,527.89
ALANDSBANKEN ABP A FI0009000103	34.00	0.89% 0.30	█	24/05/10 16:49:37	1,482 49,816.30
ALISA BANK PLC FI4000170915	0.197	0.25% 0.00		24/05/10 17:29:42	109,242 21,748.29
ALMA MEDIA CORPORATION FI0009013114	10.10	1.00% 0.10	█	24/05/10 17:29:32	8,885 88,601.83
ANORA GROUP OYJ FI4000292438	4.61	0.11% 0.01		24/05/10 17:29:47	54,771 253,999.95
APETIT OYJ FI0009003503	14.05	1.08% 0.15	█	24/05/10 16:33:03	2,184 30,445.75
ASPO PLC FI0009008072	5.90	0.68% 0.04	█	24/05/10 17:29:48	8,664 51,322.28
ASPOCOMP GROUP PLC FI0009008080	3.20	1.59% 0.05	█	24/05/10 16:30:21	2,874 9,230.46
ATRIA PLC A FI0009006548	9.62	0.21% 0.02		24/05/10 17:29:43	5,692 54,579.06
BANK OF ÅLAND PLC B FI0009001127	33.40	-0.60% -0.20		24/05/10 17:29:34	1,277 42,627.20
BIOHIT OYJ B FI0009005482	2.00	-0.50% -0.01		24/05/10 17:09:39	15,612 30,947.39
BITTIUM OYJ FI0009007264	6.28	-1.57% -0.10		24/05/10 17:29:54	38,746 246,716.66
BOREO OYJ FI0009900724	21.30	0.00% 0.00		24/05/10 17:22:43	286 5,874.60
CAPMAN OYJ CLASS B FI0009009377	1.946	-0.10% -0.00		24/05/10 17:29:48	251,963 487,256.87
CARGOTEC OYJ CLASS B FI0009013429	78.60	2.61% 2.00	█	24/05/10 17:29:48	65,586 5,142,194.39
CITYCON OYJ FI4000369947	4.014	0.05% 0.00		24/05/10 17:29:36	194,407 776,338.92
COMPONENTA CORP. FI4000476783	2.44	-1.21% -0.03		24/05/10 17:19:06	5,204 12,498.29
CONSTI PLC FI4000178256	9.56	1.27% 0.12	█	24/05/10 16:04:56	4,431 42,246.78
DIGIA PLC FI0009007983	5.50	-2.14% -0.12		24/05/10 17:29:43	7,196 39,999.24
DIGITALIST GROUP PLC FI0009008007	0.0074	2.78% 0.00	█	24/05/10 14:25:51	50,667 373.02
DOVRE GROUP PLC FI0009008098	0.333	2.46% 0.01	█	24/05/10 17:12:17	12,497 4,128.81
EEZY OYJ NPV FI4000322326	1.355	1.88% 0.03	█	24/05/10 17:22:54	19,682 26,151.48

ELECSTER OYJ FI0009900658	4.72	-4.84% -0.24		24/05/10 10:34:37	254 1,199.16
ELISA OYJ CLASS A FI0009007884	42.14	0.43% 0.18		24/05/10 17:29:42	234,912 9,916,996.76
ENDOMINES FINLAND OYJ NPV FI4000508023	6.50	-0.61% -0.04		24/05/10 17:29:53	10,691 69,836.99
ENENTO GROUP OYJ FI4000123195	17.36	1.05% 0.18		24/05/10 17:29:55	7,643 131,342.32
ENERSENSE INTL OYJ NPV FI4000301585	2.88	-2.37% -0.07		24/05/10 17:21:24	7,845 22,502.65
EQ OYJ FI0009009617	14.60	2.46% 0.35		24/05/10 17:29:38	5,009 72,855.50
ETTEPLAN OYJ FI0009008650	13.60	0.00% 0.00		24/05/10 16:28:18	6,457 86,529.75
EVLI OYJ FI4000513437	19.45	1.83% 0.35		24/05/10 17:29:44	24,376 466,033.15
EXEL COMPOSITES PLC FI0009007306	1.635	0.31% 0.01		24/05/10 17:29:45	7,853 12,930.82
F-SECURE OYJ FI4000519236	1.992	1.01% 0.02		24/05/10 17:29:40	57,086 113,305.06
FINNAIR OYJ FI4000567029	2.90	0.00% 0.00		24/05/10 17:29:35	303,741 881,640.99
FISKARS OYJ CLASS A FI0009000400	17.22	-0.12% -0.02		24/05/10 17:29:59	8,472 145,760.96
FORTUM CORPORATION FI0009007132	13.405	2.25% 0.30		24/05/10 17:29:46	3,477,044 46,894,623.23
GLASTON CORPORATION FI4000369657	0.86	-0.23% -0.00		24/05/10 17:13:03	17,398 15,071.72
GOFORE OYJ NPV FI4000283130	24.90	-1.58% -0.40		24/05/10 17:29:40	7,084 177,330.75
HARVIA OYJ FI4000306873	41.90	2.70% 1.10		24/05/10 17:29:40	39,588 1,644,395.70
HKSCAN OYJ A FI0009006308	0.71	-2.47% -0.02		24/05/10 17:29:43	52,296 36,956.90
HONKARAKENNE OYJ B FI0009900104	3.04	-1.94% -0.06		24/05/10 15:23:30	1,261 3,883.63
HUHTAMÄKI OYJ FI0009000459	36.96	0.49% 0.18		24/05/10 17:29:33	99,273 3,668,672.65
ILKKA OYJ SER. 2 FI0009800205	3.14	1.29% 0.04		24/05/10 15:38:28	5,748 17,812.41
INCAP OYJ FI0009006407	11.78	7.88% 0.86		24/05/10 17:29:40	128,114 1,497,026.69
INNOFACTOR OYJ FI0009007637	1.285	0.00% 0.00		24/05/10 17:29:53	19,060 24,570.76
INVESTORS HOUSE OY FI0009900559	5.22	-1.51% -0.08		24/05/10 14:14:02	1,043 5,417.82
KAMUX OYJ FI4000206750	5.64	2.55% 0.14		24/05/10 17:29:50	18,825 104,220.62
KEMIRA OYJ FI0009004824	21.90	-0.45% -0.10		24/05/10 17:29:58	184,868 4,039,895.24
KESKISUOMALAINEN OYJ SER.... FI0009007546	8.72	0.23% 0.02		24/05/10 16:14:28	2,348 20,348.34
KESKO CORPORATION A FI0009007900	17.00	2.29% 0.38		24/05/10 17:29:37	172,144 2,912,942.26
KESKO OYJ CLASS B	16.455	1.79%		24/05/10	683,516

FI0009000202		0.29		17:29:42	11,227,106.49
KESLA OYJ A FI0009900237	4.08	0.99% 0.04		24/05/10 17:09:22	1,310 5,250.32
KH GROUP OYJ FI0009008924	0.564	0.00% 0.00		24/05/10 17:29:46	123,676 69,359.66
KOJAMO OYJ FI4000312251	10.21	-0.87% -0.09		24/05/10 17:29:40	408,407 4,195,184.52
KONE OYJ FI0009013403	49.31	2.73% 1.31		24/05/10 17:29:50	744,223 36,626,150.24
KONECRANES ABP FI0009005870	53.20	0.95% 0.50		24/05/10 17:29:31	108,549 5,786,305.11
KOSKISEN OYJ NPV FI4000533005	7.44	-0.53% -0.04		24/05/10 16:53:02	4,384 32,648.90
LAMOR CORPORATION OYJ NPV FI4000512488	2.06	0.00% 0.00		24/05/10 17:17:54	6,096 12,544.34
LASSILA & TIKANOJA PLC FI0009010854	8.73	1.39% 0.12		24/05/10 17:29:46	22,566 196,414.70
LEHTO GROUP OYJ FI4000081138	0.0318	2.58% 0.00		24/02/05 17:05:03	247,069 7,773.07
LINDEX GROUP OYJ FI0009000251	3.205	2.40% 0.08		24/05/10 17:29:58	87,694 280,168.15
MANDATUM OYJ FI4000552526	4.485	2.82% 0.12		24/05/10 17:29:44	2,789,827 12,400,443.79
MARIMEKKO OYJ FI0009007660	13.02	2.20% 0.28		24/05/10 17:29:58	14,749 189,588.34
MARTELA OYJ SER. A FI0009900385	1.35	-1.82% -0.03		24/05/10 15:50:31	5,078 5,468.94
METSO CORP. FI0009014575	11.325	1.39% 0.16		24/05/10 17:29:30	1,039,292 11,782,694.25
METSÄ BOARD OYJ CLASS A FI0009000640	7.90	0.00% 0.00		24/05/10 17:29:52	1,527 12,242.88
METSÄ BOARD OYJ CLASS B FI0009000665	7.15	1.13% 0.08		24/05/10 17:29:59	257,589 1,841,055.28
MUSTI GROUP OYJ FI4000410758	25.30	0.60% 0.15		24/05/10 17:29:52	30,770 774,229.40
NESTE CORPORATION FI0009013296	22.45	2.89% 0.63		24/05/10 17:29:40	1,674,161 37,484,128.18
NOHO PARTNERS OYJ FI4000064332	8.14	0.74% 0.06		24/05/10 17:29:33	6,037 48,831.84
NOKIA CORPORATION FI0009000681	3.479	-0.10% -0.00		24/05/10 17:29:59	13,863,768 48,396,259.57
NOKIAN TYRES OYJ FI0009005318	8.352	1.43% 0.12		24/05/10 17:29:43	472,716 3,933,522.53
NORDEA BANK ABP FI4000297767	11.34	1.52% 0.17		24/05/10 17:29:54	6,904,199 78,119,839.43
NURMINEN LOGISTICS PLC FI0009900187	1.16	0.00% 0.00		24/05/10 17:29:47	39,834 46,291.55
OLVI PLC A FI0009900401	30.10	-0.50% -0.15		24/05/10 17:29:43	4,291 128,170.05
OMA SAASTOPANKKI OYJ NPV FI4000306733	16.14	1.25% 0.20		24/05/10 17:29:31	52,619 848,411.71
OPTOMED OYJ NPV FI4000410881	5.47	2.05% 0.11		24/05/10 17:29:39	90,809 495,613.68
ORIOLA OYJ 'A' FI0009014344	1.06	0.95% 0.01		24/05/10 16:45:28	14,329 15,039.51

ORIOLO OYJ CLASS 'B' FI0009014351	0.952	1.38% 0.01		24/05/10 17:29:40	143,180 134,915.77
ORION CORPORATION A FI0009014369	37.75	3.42% 1.25		24/05/10 17:29:44	8,042 299,237.05
ORION CORPORATION B FI0009014377	37.68	3.52% 1.28		24/05/10 17:29:30	273,543 10,221,769.38
ORTHEX OYJ FI4000480504	6.58	-1.79% -0.12		24/05/10 17:29:44	4,666 30,550.18
OUTOKUMPU OYJ FI0009002422	3.727	1.19% 0.04		24/05/10 17:29:31	2,570,541 9,626,205.41
OVARO KIINTEISTOSIJOITUS ... FI4000349113	3.94	-0.51% -0.02		24/05/10 17:04:55	8,446 33,072.90
PANOSTAJA OYJ FI0009800379	0.385	-3.27% -0.01		24/05/10 16:05:10	7,351 2,799.78
PIHLAJALINNA OYJ FI4000092556	9.18	2.23% 0.20		24/05/10 17:29:54	10,567 96,250.78
PONSSE OYJ FI0009005078	22.30	0.90% 0.20		24/05/10 17:29:37	3,240 72,329.60
PUNAMUSTA MEDIA OYJ FI0009900468	2.38	0.00% 0.00		24/05/07 09:00:01	2 4.76
PURMO GROUP OYJ CLASS 'C' FI4000507488	9.80	0.00% 0.00		24/05/10 17:29:41	15,622 153,095.60
PUUILO OYJ NPV FI4000507124	10.70	2.10% 0.22		24/05/10 17:29:51	201,594 2,131,814.25
QPR SOFTWARE OYJ FI0009008668	0.576	-2.70% -0.02		24/05/10 16:51:05	6,765 3,883.04
QT GROUP OYJ FI4000198031	76.20	-0.91% -0.70		24/05/10 17:29:34	29,819 2,289,245.50
RAISIO OYJ CLASS V FI0009002943	1.928	1.26% 0.02		24/05/10 17:29:37	181,522 350,161.98
RAPALA VMC CORPORATION FI0009007355	3.03	-0.98% -0.03		24/05/10 17:17:39	1,562 4,727.71
RAUTE CORPORATION A FI0009004741	11.20	0.00% 0.00		24/05/10 15:29:03	3,584 34,057.15
REKA INDUSTRIAL OYJ CLASS... FI0009800296	5.40	0.37% 0.02		24/05/10 17:08:30	5,865 31,509.12
RELAIS GROUP OYJ NPV FI4000391487	12.90	3.20% 0.40		24/05/10 17:20:12	12,371 158,507.41
REMEDY ENTERTAINMENT OYJ ... FI4000251897	18.58	2.77% 0.50		24/05/10 17:29:49	8,851 160,689.48
REVENIO GROUP OYJ FI0009010912	27.34	0.59% 0.16		24/05/10 17:29:34	19,139 520,482.82
ROBIT OYJ FI4000150016	1.73	0.58% 0.01		24/05/10 16:41:02	52,790 90,491.72