

OMX HELSINKI CAP_PI

ISIN: **FI0008900014** WKN: -

Overview

2024/05/07 17:35:07

Price

7,439.3651

EUR

Difference ▲ 0.24% (17.95)

General attributes

ISIN	FI0008900014
Symbol	-
Country	Finland
Instruments in index	138
Type of index	-
Security type	Index

Market data

Open	7,441.0691 EUR
High	7,447.1325 EUR
Low	7,405.9022 EUR
Close (prev. day)	7,421.4137 EUR
Trading volume (m)	-
Volume (pcs)	-

Top 5

Name	Price	+ - (%)	Trend
TAALERI PL...	8.70	+5.45	▲
OPTOMED OY...	5.03	+3.93	▲
KOJAMO OYJ	10.98	+3.68	▲
HKSCAN OYJ...	0.734	+3.38	▲
KONECRANES...	52.35	+3.36	▲

Intraday 1w 1m 6m 1y 3y

Flop 5

Name	Price	+ - (%)	Trend
KH GROUP O...	0.61	-8.96	▼
ANORA GROU...	4.715	-6.45	▼
KESLA OYJ ...	3.90	-5.34	▼
COMPONENTA...	2.31	-4.15	▼
TOKMANNI G...	14.30	-3.12	▼

Intraday 1w 1m 6m 1y 3y

5y



Information about previous performance does not guarantee future performance.
Source: FactSet

Recent research

on market

Date	Headline	Download
2024/05/06	Anzeichen für eine wirtschaftliche Wende?	
2024/05/03	Week Ahead	
2024/05/03	Wochenausblick	
2024/05/02	FX markets reflect uncertain interest rate outlook	
2024/05/02	FX-Märkte spiegeln unsicheres Zinsumfeld wider	

Futures and Options

Related Futures -

Related Options -

Details

2024/05/07 17:35:07

Price

7,439.3651

EUR

Difference ▲ 0.24% (17.95)

General attributes

ISIN	FI0008900014
Symbol	-
Country	Finland
Security type	Index
Instruments in index	138

Market data

Open	7,441.0691 EUR
High	7,447.1325 EUR
Low	7,405.9022 EUR
Close (prev. day)	7,421.4137 EUR
Trading volume (m)	-
Volume (pcs)	-

Performance and Risk

	6m	1y	3y
Perf (%)	+9.20%	-3.95%	-14.34%
Perf (abs.)	+626.57	-306.20	-1,245.65
Beta	-	-	-
Volatility	11.52	12.43	16.63











Information about previous performance does not guarantee future performance.
Source: FactSet

Price data

Ø price 5 days Ø volume 5 days (pcs.)	7,375.5546 EUR (0)
Ø price 30 days Ø volume 30 days (pcs.)	7,265.9696 EUR (0)
Ø price 100 days Ø volume 100 days (pcs.)	7,252.2666 EUR (0)
Ø price 250 days Ø volume 250 days (pcs.)	7,153.9861 EUR (0)
YTD High date	7,455.2408 EUR (2024/01/09)
YTD Low date	7,063.1541 EUR (2024/02/13)
52 Weeks High date	7,780.7866 EUR (2023/05/08)
52 Weeks Low date	6,410.5541 EUR (2023/10/23)

Composition

Name ISIN	Price	Diff % Diff +/-	Performance	Date Time	Turnover Pc. Turnover Money
AFARAK GROUP SE FI0009800098	0.357	1.13% 0.00		24/05/07 17:29:32	73,973 26,259.97
AKTIA BANK PLC FI4000058870	9.75	1.56% 0.15		24/05/07 17:29:48	78,291 760,572.24
ALANDSBANKEN ABP A FI0009000103	34.60	2.06% 0.70		24/05/07 16:14:05	110 3,760.20
ALISA BANK PLC FI4000170915	0.196	-0.25% -0.00		24/05/07 17:29:45	52,647 10,438.74
ALMA MEDIA CORPORATION FI0009013114	9.96	1.01% 0.10		24/05/07 17:29:35	10,847 108,141.62
ANORA GROUP OYJ FI4000292438	4.715	-6.45% -0.33		24/05/07 17:29:44	236,907 1,106,341.95
APETIT OYJ FI0009003503	14.05	-0.35% -0.05		24/05/07 17:02:20	501 7,013.05
ASPO PLC FI0009008072	5.90	0.00% 0.00		24/05/07 17:29:36	4,257 25,039.50
ASPOCOMP GROUP PLC FI0009008080	3.16	0.32% 0.01		24/05/07 17:03:12	1,042 3,285.33
ATRIA PLC A FI0009006548	9.52	0.63% 0.06		24/05/07 17:29:56	9,132 87,503.76
BANK OF ÅLAND PLC B FI0009001127	33.50	0.60% 0.20		24/05/07 17:29:46	931 31,129.10
BIOHIT OYJ B FI0009005482	2.00	0.00% 0.00		24/05/07 17:07:23	4,658 9,315.13
BITTIUM OYJ FI0009007264	6.24	2.63% 0.16		24/05/07 17:29:48	21,496 132,956.92
BOREO OYJ FI0009900724	20.70	0.98% 0.20		24/05/07 17:29:31	995 20,519.50
CAPMAN OYJ CLASS B FI0009009377	2.005	-0.74% -0.02		24/05/07 17:29:45	103,717 208,852.25
CARGOTEC OYJ CLASS B FI0009013429	75.40	-0.66% -0.50		24/05/07 17:29:40	103,810 7,814,401.76
CITYCON OYJ FI4000369947	4.064	1.75% 0.07		24/05/07 17:29:30	355,742 1,428,996.16
COMPONENTA CORP. FI4000476783	2.31	-4.15% -0.10		24/05/07 16:14:30	24,894 57,987.14
CONSTI PLC FI4000178256	9.44	0.00% 0.00		24/05/07 17:04:21	2,373 21,721.28
DIGIA PLC FI0009007983	5.20	1.17% 0.06		24/05/07 17:29:46	1,686 8,725.98
DIGITALIST GROUP PLC FI0009008007	0.0074	2.78% 0.00		24/05/07 17:16:27	605,810 4,359.32
DOVRE GROUP PLC FI0009008098	0.334	0.30% 0.00		24/05/07 17:17:36	30,128 10,074.05
EEZY OYJ NPV FI4000322326	1.30	-2.62% -0.04		24/05/07 17:29:35	25,304 32,630.11

ELECSTER OYJ FI0009900658	4.78	1.70% 0.08		24/05/07 09:36:52	1 4.78
ELISA OYJ CLASS A FI0009007884	41.84	-1.09% -0.46		24/05/07 17:29:53	272,606 11,402,195.91
ENDOMINES FINLAND OYJ NPV FI4000508023	6.50	-0.31% -0.02		24/05/07 17:29:37	5,341 34,424.60
ENENTO GROUP OYJ FI4000123195	17.00	0.83% 0.14		24/05/07 17:29:47	10,078 171,581.85
ENERSENSE INTL OYJ NPV FI4000301585	2.84	-2.07% -0.06		24/05/07 17:29:49	19,162 54,396.96
EQ OYJ FI0009009617	13.95	0.36% 0.05		24/05/07 17:29:48	1,017 13,386.00
ETTEPLAN OYJ FI0009008650	13.00	-0.76% -0.10		24/05/07 17:29:44	1,003 12,238.20
EVLI OYJ FI4000513437	19.00	-3.06% -0.60		24/05/07 17:29:58	46,021 874,831.90
EXEL COMPOSITES PLC FI0009007306	1.67	0.91% 0.02		24/05/07 15:48:17	5,443 8,875.34
F-SECURE OYJ FI4000519236	2.02	1.51% 0.03		24/05/07 17:29:50	35,525 71,191.93
FINNAIR OYJ FI4000567029	2.9215	-2.92% -0.09		24/05/07 17:29:55	341,939 1,015,531.48
FISKARS OYJ CLASS A FI0009000400	17.24	-0.23% -0.04		24/05/07 17:29:45	4,726 81,269.80
FORTUM CORPORATION FI0009007132	13.28	1.18% 0.16		24/05/07 17:29:43	1,457,087 19,316,776.24
GLASTON CORPORATION FI4000369657	0.862	-0.23% -0.00		24/05/07 17:29:36	35,233 30,643.79
GOFORE OYJ NPV FI4000283130	25.10	-0.20% -0.05		24/05/07 17:29:31	3,772 94,947.15
HARVIA OYJ FI4000306873	39.55	-0.38% -0.15		24/05/07 17:29:33	52,210 2,032,468.75
HKSCAN OYJ A FI0009006308	0.734	3.38% 0.02		24/05/07 17:29:47	61,191 44,108.67
HONKARAKENNE OYJ B FI0009900104	3.05	-0.33% -0.01		24/05/07 16:10:29	28 85.55
HUHTAMÄKI OYJ FI0009000459	37.00	0.49% 0.18		24/05/07 17:29:39	186,116 6,881,659.74
ILKKA OYJ SER. 2 FI0009800205	3.11	-0.64% -0.02		24/05/07 17:29:43	4,772 14,907.82
INCAP OYJ FI0009006407	9.545	0.21% 0.02		24/05/07 17:29:47	19,424 187,539.71
INNOFACTOR OYJ FI0009007637	1.28	1.19% 0.02		24/05/07 17:11:37	11,375 14,588.53
INVESTORS HOUSE OY FI0009900559	5.18	-0.77% -0.04		24/05/07 15:17:04	2,109 10,844.08
KAMUX OYJ FI4000206750	5.48	0.37% 0.02		24/05/07 17:29:30	44,575 242,335.99
KEMIRA OYJ FI0009004824	21.72	0.18% 0.04		24/05/07 17:29:56	177,254 3,824,680.17
KESKISUOMALAINEN OYJ SER.... FI0009007546	8.70	-2.03% -0.18		24/05/07 15:38:01	451 3,938.82
KESKO CORPORATION A FI0009007900	16.74	0.84% 0.14		24/05/07 17:29:52	10,684 178,827.64
KESKO OYJ CLASS B	16.08	-0.31%		24/05/07	766,787

FI0009000202		-0.05		17:29:48	12,356,248.56
KESLA OYJ A FI0009900237	3.90	-5.34% -0.22		24/05/07 13:12:36	926 3,621.48
KH GROUP OYJ FI0009008924	0.61	-8.96% -0.06		24/05/07 17:29:43	447,440 282,621.04
KOJAMO OYJ FI4000312251	10.98	3.68% 0.39	■	24/05/07 17:29:56	495,825 5,418,897.12
KONE OYJ FI0009013403	48.09	1.35% 0.64	■	24/05/07 17:29:31	857,314 41,134,525.17
KONECRANES ABP FI0009005870	52.35	3.36% 1.70	■	24/05/07 17:29:58	247,864 12,888,652.25
KOSKISEN OYJ NPV FI4000533005	7.42	1.09% 0.08	■	24/05/07 17:17:31	4,108 30,467.08
LAMOR CORPORATION OYJ NPV FI4000512488	2.06	-0.48% -0.01		24/05/07 17:20:45	6,715 13,883.10
LASSILA & TIKANOJA PLC FI0009010854	8.67	0.00% 0.00		24/05/07 17:29:54	40,933 355,090.63
LEHTO GROUP OYJ FI4000081138	0.0318	2.58% 0.00	■	24/02/05 17:05:03	247,069 7,773.07
LINDEX GROUP OYJ FI0009000251	3.135	2.45% 0.08	■	24/05/07 17:29:46	67,548 209,789.22
MANDATUM OYJ FI4000552526	4.61	1.34% 0.06	■	24/05/07 17:29:43	3,443,239 15,742,746.70
MARIMEKKO OYJ FI0009007660	12.92	-1.07% -0.14		24/05/07 17:29:51	27,435 358,539.25
MARTELA OYJ SER. A FI0009900385	1.40	1.08% 0.02	■	24/05/07 17:29:46	3,599 4,936.83
METSO CORP. FI0009014575	11.095	0.50% 0.06	■	24/05/07 17:29:35	916,610 10,168,935.37
METSÄ BOARD OYJ CLASS A FI0009000640	7.82	-0.26% -0.02		24/05/07 17:29:51	3,722 29,105.66
METSÄ BOARD OYJ CLASS B FI0009000665	7.035	3.30% 0.23	■	24/05/07 17:29:53	284,486 1,963,949.93
MUSTI GROUP OYJ FI4000410758	24.05	1.69% 0.40	■	24/05/07 17:29:38	8,942 214,248.10
NESTE CORPORATION FI0009013296	22.11	-2.04% -0.46		24/05/07 17:29:40	1,201,277 26,536,952.80
NOHO PARTNERS OYJ FI4000064332	8.24	1.48% 0.12	■	24/05/07 17:29:48	17,242 141,932.26
NOKIA CORPORATION FI0009000681	3.462	-0.01% -0.00		24/05/07 17:29:45	10,430,954 36,166,297.49
NOKIAN TYRES OYJ FI0009005318	8.31	-0.74% -0.06		24/05/07 17:29:32	604,392 5,026,136.57
NORDEA BANK ABP FI4000297767	11.25	1.26% 0.14	■	24/05/07 17:29:56	6,022,828 67,439,687.59
NURMINEN LOGISTICS PLC FI0009900187	1.175	-0.84% -0.01		24/05/07 17:29:49	37,854 44,364.23
OLVI PLC A FI0009900401	30.15	0.17% 0.05	■	24/05/07 17:29:40	2,340 69,499.55
OMA SAASTOPANKKI OYJ NPV FI4000306733	16.06	0.38% 0.06	■	24/05/07 17:29:37	54,450 879,742.72
OPTOMED OYJ NPV FI4000410881	5.03	3.93% 0.19	■	24/05/07 17:29:39	380,582 1,828,262.32
ORIOLA OYJ 'A' FI0009014344	1.05	-1.87% -0.02		24/05/07 16:58:42	1,842 1,871.41

ORIOLA OYJ CLASS 'B' FI0009014351	0.929	0.98% 0.01		24/05/07 17:29:59	96,791 89,393.06
ORION CORPORATION A FI0009014369	36.35	0.83% 0.30		24/05/07 17:29:56	4,398 159,005.05
ORION CORPORATION B FI0009014377	36.11	0.39% 0.14		24/05/07 17:29:52	224,888 8,099,766.77
ORTHEX OYJ FI4000480504	6.52	0.31% 0.02		24/05/07 17:29:57	11,929 77,127.16
OUTOKUMPU OYJ FI0009002422	3.683	-2.49% -0.09		24/05/07 17:29:51	4,705,357 17,294,592.72
OVARO KIINTEISTOSIJOITUS ... FI4000349113	3.94	2.60% 0.10		24/05/07 15:18:25	4,601 17,872.52
PANOSTAJA OYJ FI0009800379	0.395	-0.25% -0.00		24/05/07 16:30:27	6,260 2,462.38
PIHLAJALINNA OYJ FI4000092556	8.98	-0.22% -0.02		24/05/07 17:29:52	10,877 98,049.98
PONSSE OYJ FI0009005078	22.20	-0.45% -0.10		24/05/07 17:29:39	1,828 40,855.60
PUNAMUSTA MEDIA OYJ FI0009900468	2.38	0.00% 0.00		24/05/07 09:00:01	2 4.76
PURMO GROUP OYJ CLASS 'C' FI4000507488	9.80	0.00% 0.00		24/05/07 17:29:37	12,222 119,775.60
PUUILO OYJ NPV FI4000507124	10.51	0.57% 0.06		24/05/07 17:29:32	68,418 708,997.17
QPR SOFTWARE OYJ FI0009008668	0.61	-0.33% -0.00		24/05/07 15:59:40	9,502 5,782.32
QT GROUP OYJ FI4000198031	75.90	2.29% 1.70		24/05/07 17:29:49	33,641 2,536,116.93
RAISIO OYJ CLASS V FI0009002943	1.994	2.26% 0.04		24/05/07 17:29:59	341,023 674,231.57
RAPALA VMC CORPORATION FI0009007355	2.95	-2.64% -0.08		24/05/07 17:29:50	2,353 6,999.17
RAUTE CORPORATION A FI0009004741	11.10	-1.33% -0.15		24/05/07 17:29:33	3,727 39,605.05
REKA INDUSTRIAL OYJ CLASS... FI0009800296	5.56	1.46% 0.08		24/05/07 17:29:38	12,732 69,438.50
RELAIS GROUP OYJ NPV FI4000391487	11.65	-2.51% -0.30		24/05/07 15:27:17	1,215 14,530.90
REMEDY ENTERTAINMENT OYJ ... FI4000251897	18.74	-0.43% -0.08		24/05/07 17:29:32	11,335 216,327.94
REVENIO GROUP OYJ FI0009010912	26.86	-0.07% -0.02		24/05/07 17:29:50	13,213 354,094.90
ROBIT OYJ FI4000150016	1.73	0.58% 0.01		24/05/07 16:42:27	6,842 11,717.72