

## CEMBRA MONEY BANK AG

ISIN: CH0225173167 WKN: 22517316

## Overview

2019/06/28 17:14:03

Price

84.10 EUR

Difference  0.60% (0.50)

## General attributes

ISIN	CH0225173167
Symbol	CMBN
Exchange	Frankfurt
Currency	EUR
Sector	Financial
Security type	Stock
Market cap (m)	2,339 EUR
Benchmark	SWISS MARKET INDEX

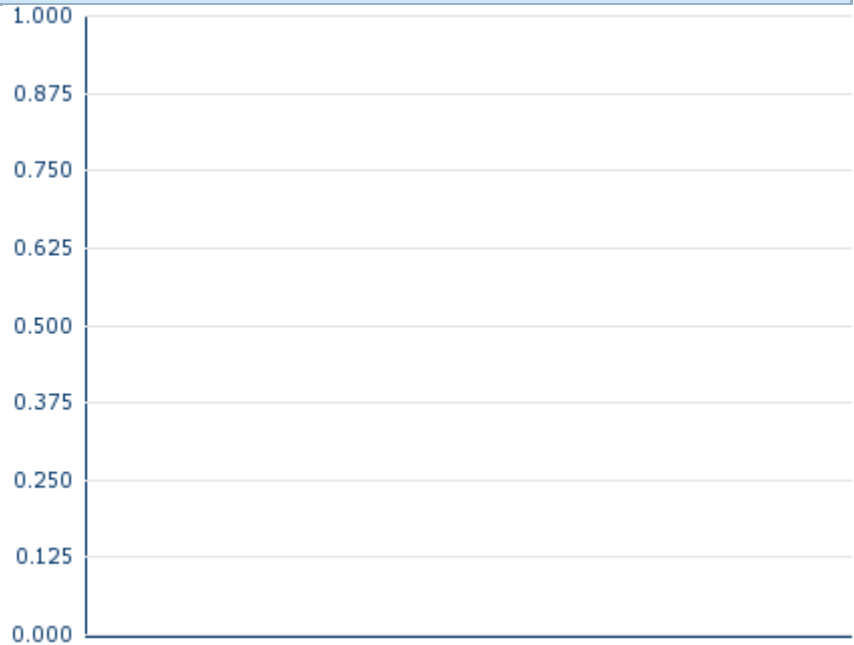
## Market data

Bid (Bid size)	-
Ask (Ask size)	-
Open	84.20 EUR
High	84.20 EUR
Low	83.55 EUR
Close (prev. day)	83.60 EUR
VWAP	84.40 EUR
Volume (pcs)	0
Trading volume	0.00
Number of trades	7
Last size	0

## Futures and Options




Related Futures	-
Related Options	425

5y



Information about previous performance does not guarantee future performance.  
Source: FactSet

## Recent research

on sector		on market		
Date		Headline		Download
2024/07/12		Global Equity Ratings		
2024/07/12		Aktienempfehlungen Global		
2024/07/09		Aktienempfehlungen Österreich		
2024/06/28		Equity Weekly		
2024/06/24		Aktienempfehlungen Österreich		

## Details

2019/06/28 17:14:03

## Price

84.10 EUR

Difference ▲ 0.60% (0.50)

## General attributes

ISIN	CH0225173167
Symbol	CMBN
Exchange	Frankfurt
Currency	EUR
Sector	Financial
Security type	Stock
Market cap (m)	2,339 EUR
Benchmark	SWISS MARKET INDEX

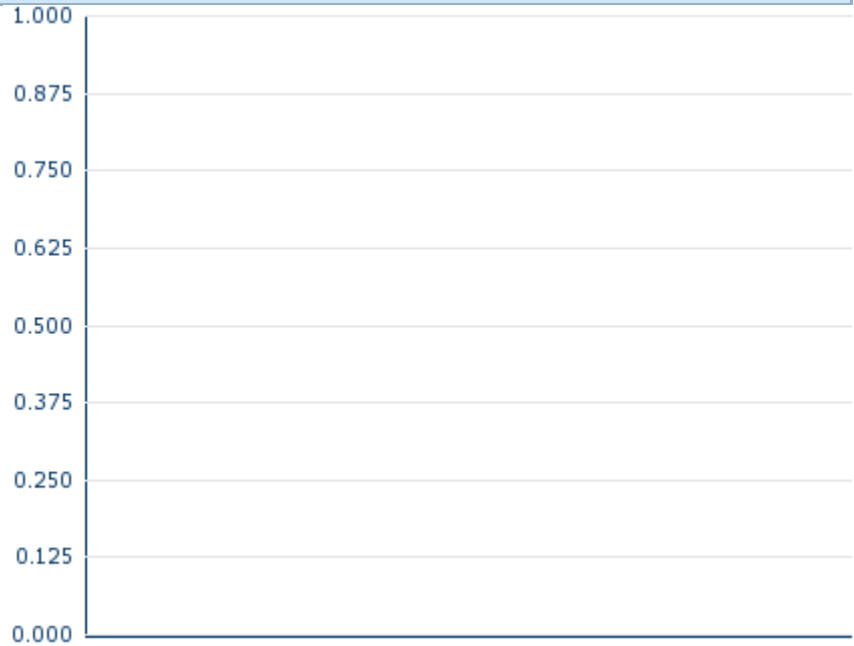
## Market data

Bid (Bid size)	-
Ask (Ask size)	-
Open	84.20 EUR
High	84.20 EUR
Low	83.55 EUR
Close (prev. day)	83.60 EUR
VWAP	84.40 EUR
Volume (pcs)	0
Trading volume	0.00
Number of trades	7
Last size	0

## Performance and Risk

	6m	1y	3y
Perf (%)	-	-	-
Perf (abs.)	-	-	-
Beta	0.34	0.45	0.64
Volatility	-	-	-

5y



Information about previous performance does not guarantee future performance.  
Source: FactSet

## Price data

Ø price 5 days   Ø volume 5 days (pcs.)	- EUR (-)
Ø price 30 days   Ø volume 30 days (pcs.)	- EUR (-)
Ø price 100 days   Ø volume 100 days (pcs.)	- EUR (-)
Ø price 250 days   Ø volume 250 days (pcs.)	- EUR (-)
YTD High   date	- EUR (-)
YTD Low   date	- EUR (-)
52 Weeks High   date	- EUR (-)
52 Weeks Low   date	- EUR (-)

## All listings for CEMBRA MONEY BANK AG

Exchange <span>⊕</span>	Date	Time	Price	Trading volume (mio.)	Number of trades
SIX Swiss Exchange	2024/07/12	17:30	77.75 CHF	2.62	486
London Stock Exchange	2024/04/30	17:40	70.40 CHF	0.02	1
Frankfurt	2019/06/28	17:14	84.10 EUR	0.00	7
FINRA other OTC Issues	2023/10/24	17:17	66.00 USD	0.26	2
Berlin	2019/06/	15:58	84.30 EUR	0.00	4



# Company profile

## Company Logo

### Contact Details

CEMBRA MONEY BANK AG

--

Bändliweg 20 - 8048 Zürich

Telefon: +

Fax: +

E-mail: [media@cembra.ch](mailto:media@cembra.ch)

## Company Profile

-

### Members of Management Board

Holger Laubenthal	Chairman of Managing Board
Alona Eiduka	Member of Executive Committee
Christian Schmitt	Member of Executive Committee
Christian Stolz	Member of Executive Committee
Eric Anliker	Member of Executive Committee
Pascal Perritaz	Member of Executive Committee
Peter Schnellmann	Member of Executive Committee
Sandra Babylon	Member of Executive Committee
Volker Gloe	Member of Executive Committee

### Board of directors

Monica Mächler-Erne	Member of the administrative board
Marc Berg	Member of the administrative board
Sandra Hauser	Member of the administrative board
Susanne Klöß-Braekler	Member of the administrative board
Thomas Buess	Member of the administrative board
Franco Morra	Chairman of the administrative board