

LION CAPITAL S.A RON0.1

ISIN: ROSIFAACNOR2 WKN: -

Overview

2024/05/29 16:50:35

Price
2.79 RONDifference  0.36% (0.01)

General attributes

ISIN	ROSIFAACNOR2
Symbol	LION
Exchange	Bucharest Stock Exchange
Currency	RON
Sector	-
Security type	Stock
Market cap (m)	285 EUR
Benchmark	MSCI WORLD INDEX (STRD, UHD)

Market data

Bid (Bid size)	2.74 RON (5,242)
Ask (Ask size)	2.79 RON (397)
Open	2.74 RON
High	2.79 RON
Low	2.74 RON
Close (prev. day)	2.78 RON
VWAP	2.745688 RON
Volume (pcs)	4,334
Trading volume	11,899.81
Number of trades	15
Last size	1

Futures and Options




Related Futures	-
Related Options	-

5y



Information about previous performance does not guarantee future performance.
Source: FactSet

Recent research

on market			
Date		Headline	Download
2024/03/26		Global Strategy 2Q 2024	
2024/03/26		Global Strategy 2Q 2024	
2024/01/09		Global Strategy 1Q 2024	
2024/01/09		Global Strategy 1Q 2024	
2023/09/29		Global Strategy 4Q 2023	

Details

2024/05/29 16:50:35

Price

2.79 RON

 Difference ▲ 0.36% (0.01)

General attributes

ISIN	ROSIFAACNOR2
Symbol	LION
Exchange	Bucharest Stock Exchange
Currency	RON
Sector	-
Security type	Stock
Market cap (m)	285 EUR
Benchmark	MSCI WORLD INDEX (STRD, UHD)

Market data

Bid (Bid size)	2.74 RON (5,242)
Ask (Ask size)	2.79 RON (397)
Open	2.74 RON
High	2.79 RON
Low	2.74 RON
Close (prev. day)	2.78 RON
VWAP	2.745688 RON
Volume (pcs)	4,334
Trading volume	11,899.81
Number of trades	15
Last size	1

Performance and Risk

	6m	1y	3y
Perf (%)	+13.41%	+14.81%	+14.34%
Perf (abs.)	+0.33	+0.36	+0.35
Beta	0.48	0.27	0.17
Volatility	25.03	21.69	22.93

5y



Information about previous performance does not guarantee future performance.
Source: FactSet

Price data

Ø price 5 days Ø volume 5 days (pcs.)	2.80 RON (6,319)
Ø price 30 days Ø volume 30 days (pcs.)	2.82 RON (12,954)
Ø price 100 days Ø volume 100 days (pcs.)	2.74 RON (27,238)
Ø price 250 days Ø volume 250 days (pcs.)	2.56 RON (45,126)
YTD High date	3.09 RON (2024/03/15)
YTD Low date	2.46 RON (2024/02/07)
52 Weeks High date	3.09 RON (2024/03/15)
52 Weeks Low date	2.33 RON (2023/06/27)

Arbitrage views

Exchange ⊕	Date	Time	Price	Trading volume (mio.)	Number of trades
London Stock Exchange	2018/05/22	17:36	2.44 RON	0.00	1
Bucharest Stock Exchange	2024/05/29	16:50	2.79 RON	0.01	15

Company profile

Company Logo

Contact Details

SIF 1 BANAT-CRISANA SA

--

Telefon: -

Fax: -

E-mail: -

Company Profile

-