

# AMC NETWORKS INC. CLASS A

ISIN: **US00164V1035** WKN: **00164V103**

## Overview

2024/09/13 08:03:37

**Price**  
7.376 EUR

**Difference**  4.09% (0.29)

### General attributes

ISIN	US00164V1035
Symbol	AMCX
Exchange	Berlin
Currency	EUR
Sector	Media / Entertainment / Recreation
Security type	Stock
Market cap (m)	256 EUR
Benchmark	S&P 500

### Market data

Bid (Bid size)	-
Ask (Ask size)	-
Open	7.376 EUR
High	7.376 EUR
Low	7.376 EUR
Close (prev. day)	7.086 EUR
VWAP	-
Volume (pcs)	0
Trading volume	0.00
Number of trades	3
Last size	0

### Futures and Options









Related Futures	-
Related Options	-

5y



Information about previous performance does not guarantee future performance.  
**Source:** FactSet

### Recent research

on sector		on market	
Date		Headline	Download
2024/09/11		Global Equity Ratings	
2024/09/11		Aktienempfehlungen Global	
2024/09/09		Aktienempfehlungen Österreich	
2024/09/05		Global Equity Ratings	
2024/09/05		Aktienempfehlungen Global	

## Details

2024/09/13 08:03:37

## Price

7.376 EUR

Difference ▲ 4.09% (0.29)

## General attributes

ISIN	US00164V1035
Symbol	AMCX
Exchange	Berlin
Currency	EUR
Sector	Media / Entertainment / Recreation
Security type	Stock
Market cap (m)	256 EUR
Benchmark	S&P 500

## Market data

Bid (Bid size)	-
Ask (Ask size)	-
Open	7.376 EUR
High	7.376 EUR
Low	7.376 EUR
Close (prev. day)	7.086 EUR
VWAP	-
Volume (pcs)	0
Trading volume	0.00
Number of trades	3
Last size	0

## Performance and Risk

	6m	1y	3y
Perf (%)	-35.30%	-27.69%	-80.99%
Perf (abs.)	-4.02	-2.82	-31.42
Beta	-	-	-
Volatility	87.51	77.06	65.48

5y



Information about previous performance does not guarantee future performance.  
Source: FactSet

## Price data

Ø price 5 days   Ø volume 5 days (pcs.)	7.310 EUR (0)
Ø price 30 days   Ø volume 30 days (pcs.)	8.714 EUR (0)
Ø price 100 days   Ø volume 100 days (pcs.)	10.811 EUR (0)
Ø price 250 days   Ø volume 250 days (pcs.)	12.232 EUR (0)
YTD High   date	17.500 EUR (2024/01/11)
YTD Low   date	6.988 EUR (2024/09/11)
52 Weeks High   date	18.600 EUR (2023/12/18)
52 Weeks Low   date	6.988 EUR (2024/09/11)

## All listings for AMC NETWORKS INC. CLASS A

Exchange	Date	Time	Price	Trading volume (mio.)	Number of trades
Tradegate	2024/09/13	22:26	7.84 EUR	0.00	1
Stuttgart	2024/09/13	20:07	7.706 EUR	0.00	6
Nasdaq	2024/09/13	22:00	8.69 USD	7.65	13,205
Munich	2024/09/13	08:03	7.374 EUR	0.00	2
Frankfurt	2024/09/13	08:01	7.476 EUR	0.00	2
Duesseldorf	2024/09/13	19:32	7.778 EUR	0.00	7
Berlin	2024/09/13	08:03	7.376 EUR	0.00	3

## Company profile

### Company Logo



### Contact Details

AMC NETWORKS INC.

--

----

Telefon: -

Fax: -

E-mail: -

### Company Profile

-

#### Members of Management Board

James Dolan Chairman of Board of Directors

Leonard Tow Member of Board of Directors

Vincent Tese Member of Board of Directors

Aidan Dolan Member of Board of Directors

Brian Sweeney Member of Board of Directors

Carl Vogel Member of Board of Directors

Charles Dolan Member of Board of Directors

Debra Perelman Member of Board of Directors

Joseph Cohen Member of Board of Directors

Marianne Weber Member of Board of Directors

Matthew Blank Member of Board of Directors

Patrick Dolan Member of Board of Directors

Thomas Dolan Member of Board of Directors

Matthew Blank Chairman of Managing Board

Christina Spade Member of Executive Committee

James G. Gallagher Member of Executive Committee

Joshua W. Sapan Member of Executive Committee

Michael J. Sherin III Member of Executive Committee