

## SOCIETATEA NATL DE GAZE N ROMGAZ SA RON1

ISIN: ROSNGNACNOR3 WKN: -

## Overview

2023/09/25 11:00:27

Price

44.00 RON

Difference  -0.11% (-0.05)

## General attributes

ISIN ROSNGNACNOR3

Symbol SNG

Exchange Bucharest Stock Exchange

Currency RON

Sector -

Security type Stock

Market cap (m) 3,432 EUR

Benchmark MSCI WORLD INDEX (STRD, UHD)

## Market data

Bid (Bid size) 44.00 RON (1,907)

Ask (Ask size) 44.05 RON (77)

Open 44.05 RON

High 44.10 RON

Low 44.00 RON

Close (prev. day) 44.05 RON

VWAP 44.03008 RON

Volume (pcs) 10,158

Trading volume 447,257.55

Number of trades 83

Last size 23

## Futures and Options

Related Futures -

Related Options -

5y












Information about previous performance does not guarantee future performance.

Source: FactSet

## Recent research

on market

Date	Headline	Download
2023/06/27	 Global Strategy 3Q 2023	
2023/06/27	 Global Strategy 3Q 2023	
2023/04/12	 Global Strategy 2Q 2023	
2023/04/12	 Global Strategy 2Q 2023	
2023/01/09	 Global Strategy 1Q 2023	

## Details

2023/09/25 11:00:27

## Price

44.00 RON

Difference ▼ -0.11% (-0.05)

## General attributes

ISIN	ROSNGNACNOR3
Symbol	SNG
Exchange	Bucharest Stock Exchange
Currency	RON
Sector	-
Security type	Stock
Market cap (m)	3,432 EUR
Benchmark	MSCI WORLD INDEX (STRD, UHD)

## Market data

Bid (Bid size)	44.00 RON (1,907)
Ask (Ask size)	44.05 RON (77)
Open	44.05 RON
High	44.10 RON
Low	44.00 RON
Close (prev. day)	44.05 RON
VWAP	44.03008 RON
Volume (pcs)	10,158
Trading volume	447,257.55
Number of trades	83
Last size	23

## Performance and Risk

	6m	1y	3y
Perf (%)	+15.62%	+6.53%	+54.56%
Perf (abs.)	+5.95	+2.70	+15.55
Beta	0.24	0.29	0.35
Volatility	18.97	22.34	22.59

5y



Information about previous performance does not guarantee future performance.  
Source: FactSet

## Price data

Ø price 5 days   Ø volume 5 days (pcs.)	43.97 RON (141,726)
Ø price 30 days   Ø volume 30 days (pcs.)	41.14 RON (115,439)
Ø price 100 days   Ø volume 100 days (pcs.)	40.93 RON (88,586)
Ø price 250 days   Ø volume 250 days (pcs.)	40.29 RON (65,757)
YTD High   date	45.00 RON (2023/06/30)
YTD Low   date	37.70 RON (2023/03/24)
52 Weeks High   date	45.00 RON (2023/06/30)
52 Weeks Low   date	36.65 RON (2022/12/29)

## Arbitrage views

Exchange	Date	Time	Price	Trading volume (mio.)	Number of trades
London Stock Exchange European Trade Reporting	2023/09/22	16:54	27.95 RON	0.00	1
Bucharest Stock Exchange	2023/09/25	11:00	44.00 RON	0.45	83

## Company profile

### Company Logo

### Company Profile

#### Contact Details

SOCIETATEA NATL DE GAZE N ROMGAZ  
SA

--

----

Telefon: -

Fax: -

E-mail: -