

INPEX CORP.

ISIN: JP3294460005

WKN: 1605

Overview

2024/07/26 08:15:40

Price

13.235 EUR

Difference  -0.11% (-0.02)

General attributes

ISIN	JP3294460005
Symbol	1605
Exchange	Stuttgart
Currency	EUR
Sector	Energy / Commodities
Security type	Stock
Market cap (m)	17,080 EUR
Benchmark	NIKKEI 225

Market data

Bid (Bid size)	- (0)
Ask (Ask size)	- (0)
Open	13.235 EUR
High	13.235 EUR
Low	13.235 EUR
Close (prev. day)	13.25 EUR
VWAP	-
Volume (pcs)	0
Trading volume	0.00
Number of trades	3
Last size	0

Futures and Options

Related Futures	-
Related Options	-





5y



Information about previous performance does not guarantee future performance.

Source: FactSet

Recent research

on sector		on market	
Date		Headline	Download
2024/07/26		Equity Weekly	
2024/07/24		Global Equity Ratings	
2024/07/24		Aktienempfehlungen Global	
2024/07/15		Aktienempfehlungen Global	
2024/07/12		Equity Weekly	

Details

2024/07/26 08:15:40

Price

13.235 EUR

Difference 📉 -0.11% (-0.02)

General attributes

ISIN	JP3294460005
Symbol	1605
Exchange	Stuttgart
Currency	EUR
Sector	Energy / Commodities
Security type	Stock
Market cap (m)	17,080 EUR
Benchmark	NIKKEI 225

Market data

Bid (Bid size)	- (0)
Ask (Ask size)	- (0)
Open	13.235 EUR
High	13.235 EUR
Low	13.235 EUR
Close (prev. day)	13.25 EUR
VWAP	-
Volume (pcs)	0
Trading volume	0.00
Number of trades	3
Last size	0

Performance and Risk

	6m	1y	3y
Perf (%)	+8.48%	+15.09%	+130.17%
Perf (abs.)	+1.04	+1.74	+7.49
Beta	0.69	0.78	0.65
Volatility	29.98	34.43	40.18

5y



Information about previous performance does not guarantee future performance.
Source: FactSet

Price data

Ø price 5 days Ø volume 5 days (pcs.)	13.398 EUR (0)
Ø price 30 days Ø volume 30 days (pcs.)	13.576 EUR (0)
Ø price 100 days Ø volume 100 days (pcs.)	13.792 EUR (38)
Ø price 250 days Ø volume 250 days (pcs.)	13.166 EUR (93)
YTD High date	15.395 EUR (2024/04/12)
YTD Low date	11.800 EUR (2024/02/15)
52 Weeks High date	15.395 EUR (2024/04/12)
52 Weeks Low date	11.500 EUR (2023/07/31)

All listings for INPEX CORP.

Exchange	Date	Time	Price	Trading volume (mio.)	Number of trades
Tradegate	2024/07/26	22:02	13.565 EUR	0.00	1
Tokyo Stock Exchange	2024/07/26	08:00	2,262.00 JPY	118.89	7,817
Stuttgart	2024/07/26	08:15	13.235 EUR	0.00	3
Munich	2024/07/26	08:04	13.79 EUR	0.00	2
Frankfurt	2024/07/26	09:34	13.76 EUR	0.00	1

	26					
FINRA other OTC Issues	2024/07/ 23	18:25	15.05 USD	0.00		2
Duesseldorf	2024/07/ 26	19:31	13.325 EUR	0.00		5
Berlin	2024/07/ 26	08:04	13.37 EUR	0.00		3

Company profile

Company Logo



Company Profile

-

Contact Details

INPEX

--

17-18th floor, Ebisu Neonato, 4-1-18, Ebisu,
Shibuya-ku - 150-0013 Tokyo

Telefon: +81 3 5448 0200

Fax: +81 3 5448 0220

E-mail: irgroup@inpexhd.co.jp