

MOORFIELD GROUP NV

ISIN: **CWN814651014** WKN: **941491**

Overview

2024/07/12 17:22:04

Price
0.525 EURDifference  -2.78% (-0.02)

General attributes

ISIN	CWN814651014
Symbol	MORE
Exchange	Euronext Amsterdam
Currency	EUR
Sector	Financial
Security type	Stock
Market cap (m)	6 EUR
Benchmark	AMSTERDAM EXCHANGES INDEX

Market data

Bid (Bid size)	0.525 EUR (904)
Ask (Ask size)	0.535 EUR (487)
Open	0.53 EUR
High	0.535 EUR
Low	0.525 EUR
Close (prev. day)	0.54 EUR
VWAP	0.530491 EUR
Volume (pcs)	4,245
Trading volume	2,252.00
Number of trades	7
Last size	18

Futures and Options





Related Futures	-
Related Options	-

5y



Information about previous performance does not guarantee future performance.
Source: FactSet

Recent research

on sector		on market		
Date		Headline		Download
2024/07/12		Global Equity Ratings		
2024/07/12		Aktienempfehlungen Global		
2024/07/09		Aktienempfehlungen Österreich		
2024/06/28		Equity Weekly		
2024/06/24		Aktienempfehlungen Österreich		

Details

2024/07/12 17:22:04

Price

0.525 EUR

Difference ▼ -2.78% (-0.02)

General attributes

ISIN	CWN814651014
Symbol	MORE
Exchange	Euronext Amsterdam
Currency	EUR
Sector	Financial
Security type	Stock
Market cap (m)	6 EUR
Benchmark	AMSTERDAM EXCHANGES INDEX

Market data

Bid (Bid size)	0.525 EUR (904)
Ask (Ask size)	0.535 EUR (487)
Open	0.53 EUR
High	0.535 EUR
Low	0.525 EUR
Close (prev. day)	0.54 EUR
VWAP	0.530491 EUR
Volume (pcs)	4,245
Trading volume	2,252.00
Number of trades	7
Last size	18

Performance and Risk

	6m	1y	3y
Perf (%)	+28.68%	+72.70%	+46.65%
Perf (abs.)	+0.12	+0.22	+0.17
Beta	0.35	0.44	0.43
Volatility	46.19	53.57	55.40

5y



Information about previous performance does not guarantee future performance.
Source: FactSet

Price data

Ø price 5 days Ø volume 5 days (pcs.)	0.535 EUR (7,956)
Ø price 30 days Ø volume 30 days (pcs.)	0.566 EUR (5,076)
Ø price 100 days Ø volume 100 days (pcs.)	0.528 EUR (12,366)
Ø price 250 days Ø volume 250 days (pcs.)	0.434 EUR (10,500)
YTD High date	0.610 EUR (2024/05/02)
YTD Low date	0.330 EUR (2024/02/27)
52 Weeks High date	0.610 EUR (2024/05/02)
52 Weeks Low date	0.280 EUR (2023/08/04)

Arbitrage views

Exchange	Date	Time	Price	Trading volume (mio.)	Number of trades
London Stock Exchange	2018/05/18	18:04	2.70 EUR	0.00	1
Euronext Amsterdam	2024/07/12	17:22	0.525 EUR	0.00	7

Company profile

Company Logo

Contact Details

MOREFIELD GROUP

--

Telefon: -

Fax: -

E-mail: -

Company Profile

-