

COMPAGNIE FINANCIERE RICHEMONT SA

ISIN: CH0210483332 WKN: 21048333

Overview

2019/06/28 08:03:40

Price

74.18 EUR

Difference  -0.48% (-0.36)

General attributes

ISIN	CH0210483332
Symbol	CFR
Exchange	Frankfurt
Currency	EUR
Sector	Consumer Products
Security type	Stock
Market cap (m)	68,221 EUR
Benchmark	SWISS MARKET INDEX

Market data

Bid (Bid size)	-
Ask (Ask size)	-
Open	74.18 EUR
High	74.18 EUR
Low	74.18 EUR
Close (prev. day)	74.54 EUR
VWAP	74.54 EUR
Volume (pcs)	0
Trading volume	0.00
Number of trades	1
Last size	0

Futures and Options








Related Futures	30
Related Options	-

5y



Information about previous performance does not guarantee future performance.
Source: FactSet

Recent research

on instrument	on sector	on market
Date	Headline	Download
2024/04/03	 Global Equity Ratings	
2024/04/03	 Aktienempfehlungen Global	
2024/03/13	 Global Equity Ratings	
2024/03/13	 Aktienempfehlungen Global	
2024/02/22	 Aktienempfehlungen Global	

Details

2019/06/28 08:03:40

Price

74.18 EUR

Difference  -0.48% (-0.36)

General attributes

ISIN	CH0210483332
Symbol	CFR
Exchange	Frankfurt
Currency	EUR
Sector	Consumer Products
Security type	Stock
Market cap (m)	68,221 EUR
Benchmark	SWISS MARKET INDEX

Market data

Bid (Bid size)	-
Ask (Ask size)	-
Open	74.18 EUR
High	74.18 EUR
Low	74.18 EUR
Close (prev. day)	74.54 EUR
VWAP	74.54 EUR
Volume (pcs)	0
Trading volume	0.00
Number of trades	1
Last size	0

Performance and Risk

	6m	1y	3y
Perf (%)	+33.32%	+1.92%	+43.15%
Perf (abs.)	+18.54	+1.40	+22.36
Beta	1.63	1.52	1.66
Volatility	25.48	27.15	24.01

5y



Information about previous performance does not guarantee future performance.
Source: FactSet

Price data

Ø price 5 days Ø volume 5 days (pcs.)	74.17 EUR (130)
Ø price 30 days Ø volume 30 days (pcs.)	69.39 EUR (165)
Ø price 100 days Ø volume 100 days (pcs.)	65.65 EUR (228)
Ø price 250 days Ø volume 250 days (pcs.)	65.89 EUR (234)
YTD High date	74.54 EUR (2019/06/27)
YTD Low date	54.48 EUR (2019/01/04)
52 Weeks High date	78.18 EUR (2018/08/30)
52 Weeks Low date	53.50 EUR (2018/12/27)

Arbitrage views

Exchange 	Date	Time	Price	Trading volume (mio.)	Number of trades
SIX Swiss Exchange	2024/04/24	17:31	129.25 CHF	85.35	4,436
London Stock Exchange European Trade Reporting	2024/04/24	17:20	129.35 CHF	0.01	1
Hanover	2019/06/28	08:00	74.20 EUR	0.00	2
Hamburg	2019/06/28	08:01	74.20 EUR	0.00	2

Frankfurt	2019/ 06/28	08:03	74.18 EUR	0.00	1
FINRA other OTC Issues	2024/ 04/24	18:10	140.0612 USD	0.10	8
Berlin	2019/ 06/28	15:59	74.24 EUR	0.00	4

Company profile

Company Logo

RICHEMONT

Contact Details

COMPAGNIE FINANCIÈRE RICHEMONT
SA

--

50, Chemin de la Chênaie - 1293 Bellevue

Telefon: +41-22-721-35-00

Fax: +

E-mail: -

Company Profile

-

Members of Management Board

Jérôme Lambert Chairman of Managing Board

Burkhard Grund Member of Executive Committee

Bérangère Ruchat Member of Executive Committee

Johann Rupert Member of Executive Committee

Patricia Gandji Member of Executive Committee

Swen Grundmann Member of Executive Committee

Board of directors

Keyu Jin Member of the administrative board

Vesna Nevistic Member of the administrative board

Abraham Schot Member of the administrative board

Anton Rupert Member of the administrative board

Burkhard Grund Member of the administrative board

Clayton Brendish Member of the administrative board

Fiona Druckenmiller Member of the administrative board

Jasmine Whitbread Member of the administrative board

Jeff Moss Member of the administrative board

Josua Malherbe Member of the administrative board

Maria Ramos Member of the administrative board

Nikesh Arora Member of the administrative board

Patrick Thomas Member of the administrative board

Wendy Luhabe Member of the administrative board

Johann Rupert Chairman of the administrative board