

D'IETEREN GROUP SA/NV

ISIN: **BE0974259880** WKN: **941039**

Overview

2024/09/13 15:49:45

Price

222.66 USD

Difference  2.93% (6.34)

General attributes

ISIN	BE0974259880
Symbol	DIE
Exchange	FINRA other OTC Issues
Currency	USD
Sector	Automotive
Security type	Stock
Market cap (m)	10,499 EUR
Benchmark	BEL 20 INDEX

Market data

Bid (Bid size)	-
Ask (Ask size)	-
Open	224.8975 USD
High	224.8975 USD
Low	222.21 USD
Close (prev. day)	216.325 USD
VWAP	222.664913 USD
Volume (pcs)	865
Trading volume	192,605.15
Number of trades	7
Last size	110

Futures and Options

Related Futures	24
Related Options	-







5y



Information about previous performance does not guarantee future performance.

Source: FactSet

Recent research

on sector		on market	
Date		Headline	Download
2024/09/11		Global Equity Ratings	
2024/09/11		Aktienempfehlungen Global	
2024/09/09		Aktienempfehlungen Österreich	
2024/09/05		Global Equity Ratings	
2024/09/05		Aktienempfehlungen Global	

Details

2024/09/13 15:49:45

Price

222.66 USD

Difference ▲ 2.93% (6.34)

General attributes

ISIN	BE0974259880
Symbol	DIE
Exchange	FINRA other OTC Issues
Currency	USD
Sector	Automotive
Security type	Stock
Market cap (m)	10,499 EUR
Benchmark	BEL 20 INDEX

Market data

Bid (Bid size)	-
Ask (Ask size)	-
Open	224.8975 USD
High	224.8975 USD
Low	222.21 USD
Close (prev. day)	216.325 USD
VWAP	222.664913 USD
Volume (pcs)	865
Trading volume	192,605.15
Number of trades	7
Last size	110

Performance and Risk

	6m	1y	3y
Perf (%)	+9.25%	+33.77%	-
Perf (abs.)	+18.86	+56.21	-
Beta	-	-	-
Volatility	60.85	64.56	65.13

5y



Information about previous performance does not guarantee future performance.
Source: FactSet

Price data

Ø price 5 days Ø volume 5 days (pcs.)	230.62 USD (313)
Ø price 30 days Ø volume 30 days (pcs.)	231.98 USD (57)
Ø price 100 days Ø volume 100 days (pcs.)	227.48 USD (19)
Ø price 250 days Ø volume 250 days (pcs.)	215.21 USD (14)
YTD High date	251.00 USD (2024/09/09)
YTD Low date	189.24 USD (2024/02/13)
52 Weeks High date	251.00 USD (2024/09/09)
52 Weeks Low date	167.47 USD (2023/11/15)

All listings for D'IETEREN GROUP SA/NV

Exchange ⊕	Date	Time	Price	Trading volume (mio.)	Number of trades
Tradegate	2024/09/17	16:53	196.00 EUR	0.04	10
Stuttgart	2024/09/17	15:34	195.20 EUR	0.00	8
Munich	2024/09/17	08:08	197.90 EUR	0.00	1
London Stock Exchange European Trade Reporting	2024/09/17	08:59	195.85 EUR	0.00	1
Hanover	2024/	08:01	198.20 EUR	0.00	1

	09/17					
Frankfurt	2024/ 09/17	08:04	197.00	EUR	0.00	1
FINRA other OTC Issues	2024/ 09/13	15:49	222.66	USD	0.19	7
Euronext Milan MTF Trading After Hours	-	-	-		0.00	-
Euronext Brussels	2024/ 09/17	17:15	195.90	EUR	11.09	2,740
Duesseldorf	2024/ 09/17	08:10	195.40	EUR	0.00	1
Berlin	2024/ 09/17	17:11	195.80	EUR	0.00	12

Company profile

Company Logo



Contact Details

D'IETEREN GROUP

--

rue du Mail, 50 - 1050 Brüssel

Telefon: +32-2-536-51-11

Fax: +32-2-536-91-39

E-mail: -

Company Profile

-

Members of Management Board

Francis Deprez Chairman of Managing Board

Amélie Coens Member of Executive Committee

Edouard Janssen Member of Executive Committee

Nicolas Saillez Member of Executive Committee

Board of directors

Nicolas D'Ieteren Chairman of Supervisory Board

Allegra Cristina C. van Hövell-Patrizi Member of Supervisory Board

Cecile Bonnefond Member of Supervisory Board

Denis Pettiaux Member of Supervisory Board

Diane Govaerts Member of Supervisory Board

Frederic de Vuyst Member of Supervisory Board

Hugo de Stoop Member of Supervisory Board

Michel Allé Member of Supervisory Board

Michèle Sioen Member of Supervisory Board

Olivier Périer Member of Supervisory Board

Pierre-Olivier Beckers-Vieujant Member of Supervisory Board

Wolfgang de Limburg Stirum Member of Supervisory Board